

23 July 2021 – 29 July 2021

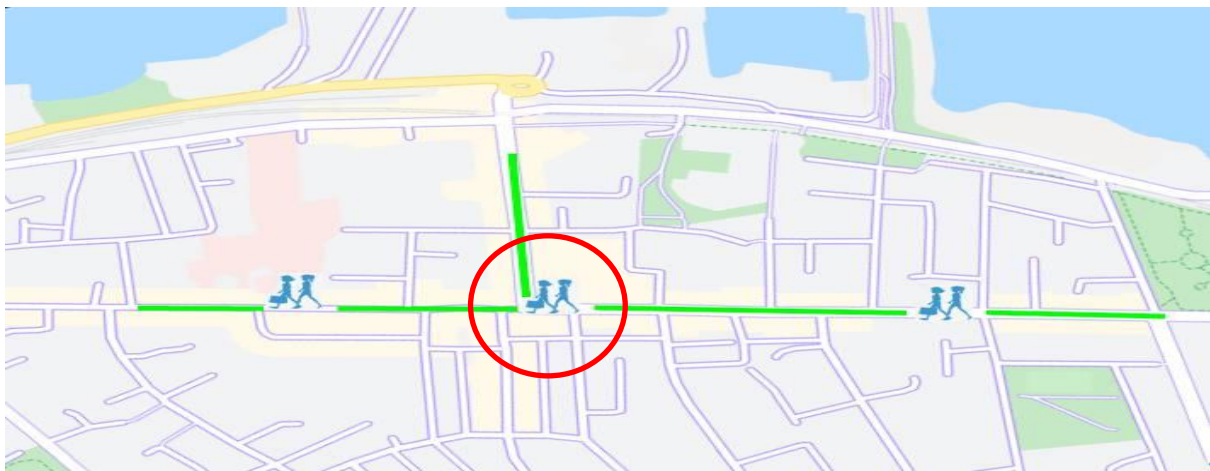
Footfall Report

Marine Road Junction

Dun Laoghaire






















Headlines

- The total number of pedestrian visitors to Marine Road Junction area this week is **82,579**, down **1%** on previous week
- The busiest day in week commencing 23/07/2021 was Saturday with **14,136** visitors

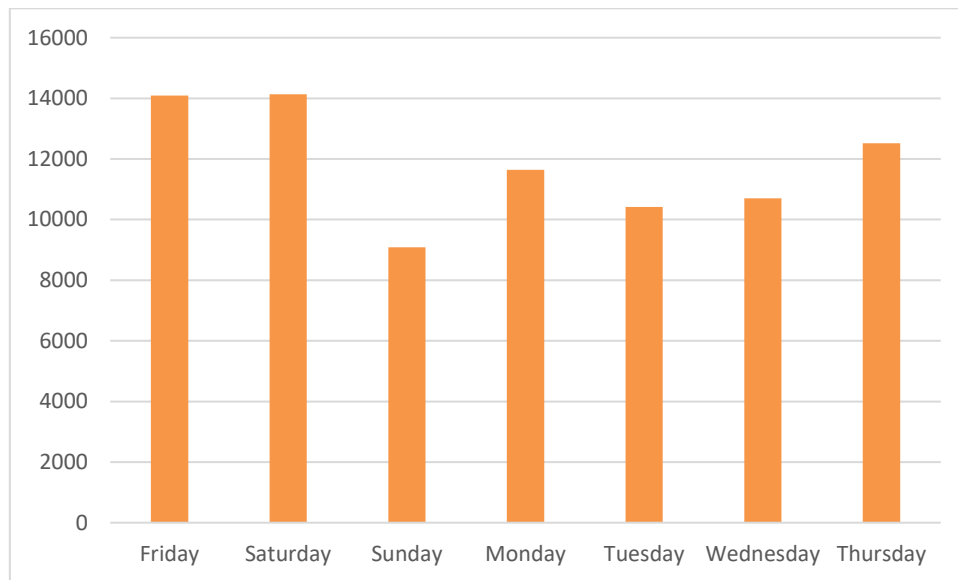


Sensor locations

Weather

Location	07/23/2021	07/24/2021	07/25/2021	07/26/2021	07/27/2021	07/28/2021	07/29/2021
Dun Laoghaire, Ireland Dun Laoghaire, Ireland	 24°C 15°C	 19°C 12°C	 24°C 9.8°C	 20°C 11°C	 20°C 13°C	 16°C 12°C	 17°C 10°C
	 0%	 0%	 0%	 0%	 0%	 0%	 0%
	 23kph	 27kph	 12kph	 18kph	 22kph	 30kph	 29kph

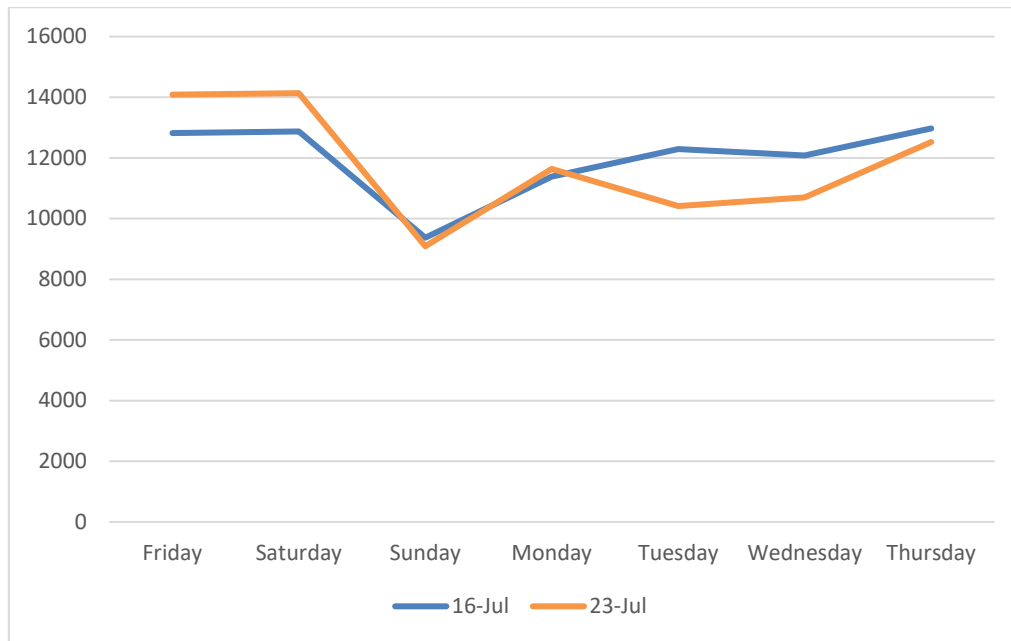
Pedestrian Volumes Per Day – Marine Road Junction



Footfall Volumes Per Day – Marine Road Junction

Day	Pedestrians
Friday	14087
Saturday	14136
Sunday	9088
Monday	11637
Tuesday	10413
Wednesday	10697
Thursday	12521
Grand Total	82579

Footfall Volumes Per Week Comparison – Marine Road Junction



Footfall Volumes Per Week Comparison – Marine Road Junction

Day	16-Jul	23-Jul	+ / -
Friday	12820	14087	9%
Saturday	12875	14136	9%
Sunday	9370	9088	-3%
Monday	11389	11637	2%
Tuesday	12289	10413	-18%
Wednesday	12084	10697	-13%
Thursday	12972	12521	-4%
Grand Total	83799	82579	-1%