

16 July 2021 – 22 July 2021

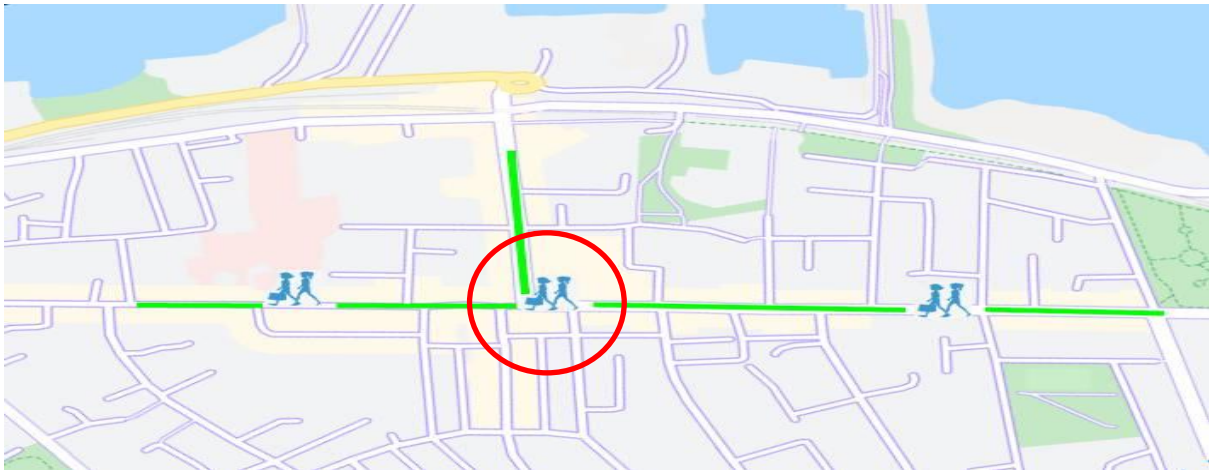
Footfall Report

Marine Road Junction

Dun Laoghaire






















### Headlines

- The total number of pedestrian visitors to Marine Road Junction area this week is **83,802**, up **5%** on previous week
- The busiest day in week commencing 16/07/2021 was Thursday with **12,975** visitors

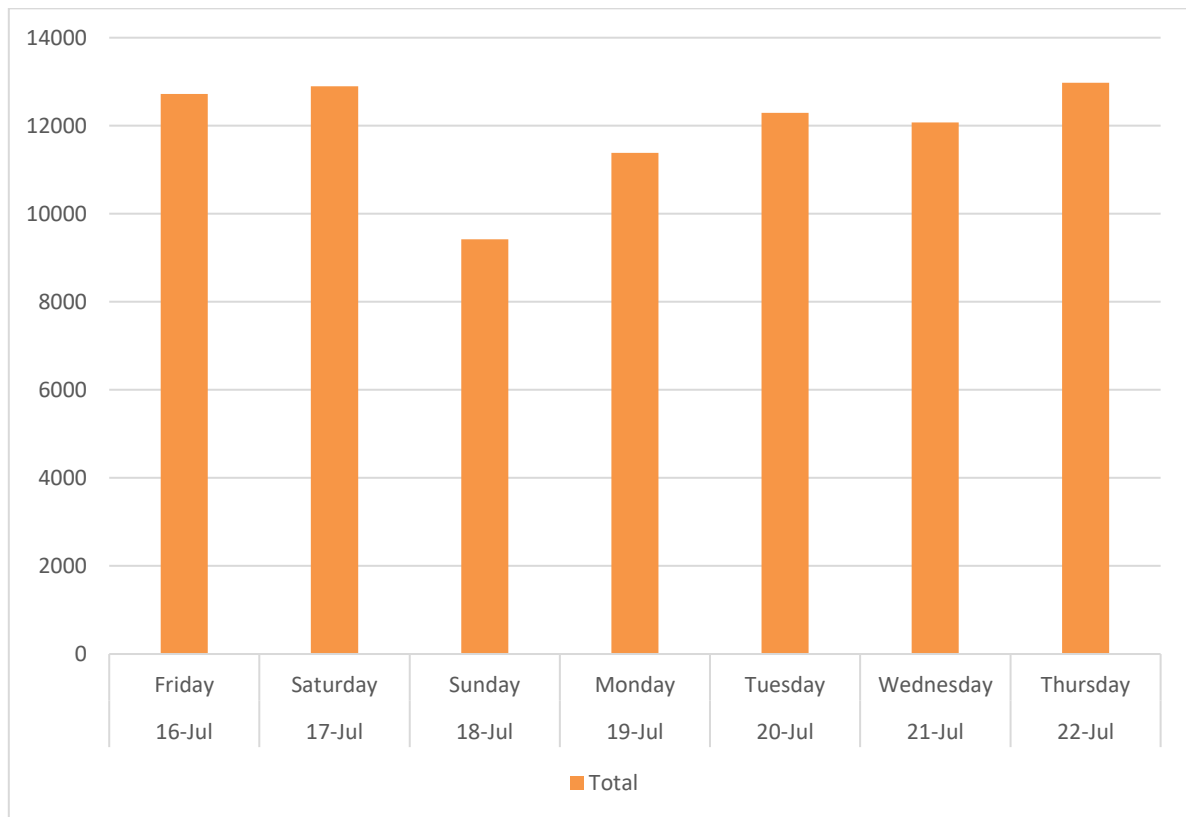


Sensor locations

### Weather

Location	07/16/2021	07/17/2021	07/18/2021	07/19/2021	07/20/2021	07/21/2021	07/22/2021
Dun Laoghaire, Ireland Dun Laoghaire, Ireland	 <b>76°F</b> 58°F  0%  6.9mph	 <b>80°F</b> 58°F  0%  8.9mph	 <b>76°F</b> 58°F  0%  11mph	 <b>74°F</b> 59°F  0%  11mph	 <b>75°F</b> 57°F  0%  11mph	 <b>80°F</b> 55°F  0%  11mph	 <b>79°F</b> 54°F  0%  12mph

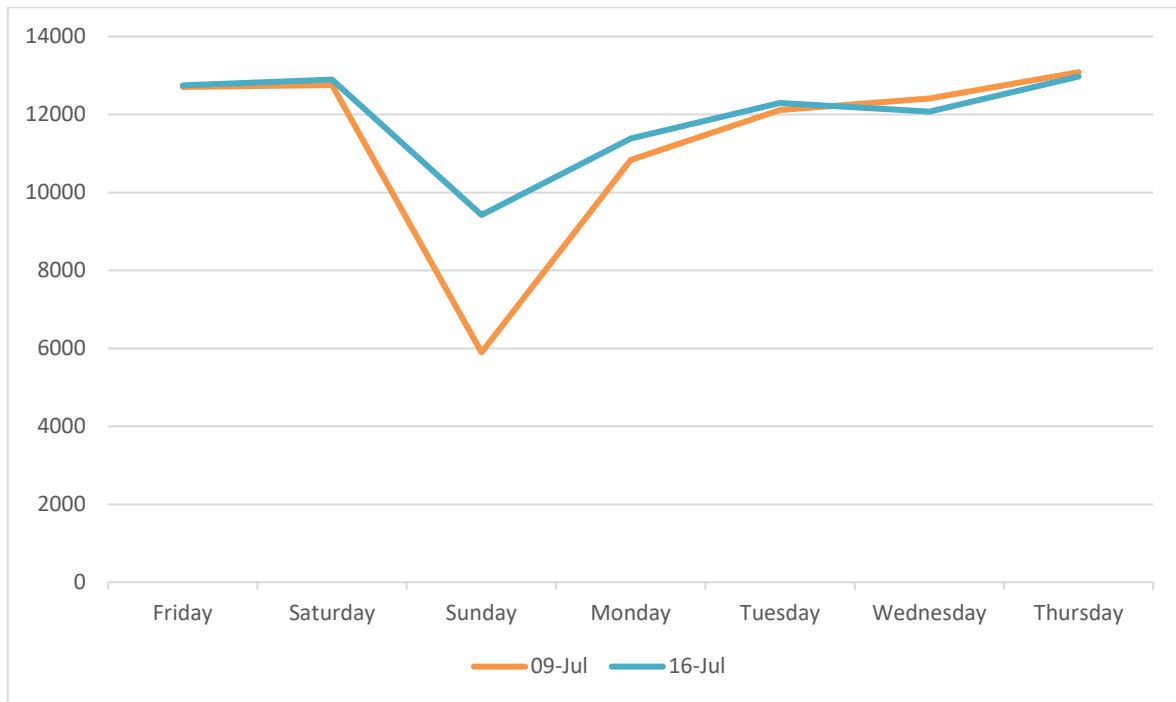
### Pedestrian Volumes Per Day – Marine Road Junction



### Footfall Volumes Per Day – Marine Road Junction

Day	Pedestrians
Friday	12751
Saturday	12898
Sunday	9422
Monday	11387
Tuesday	12296
Wednesday	12073
Thursday	12975
<b>Grand Total</b>	<b>83802</b>

Footfall Volumes Per Week Comparison – Marine Road Junction



Footfall Volumes Per Week Comparison – Marine Road Junction

Day	09-Jul	16-Jul	+ / -
Friday	12708	12751	0%
Saturday	12755	12898	1%
Sunday	5897	9422	60%
Monday	10833	11387	5%
Tuesday	12118	12296	1%
Wednesday	12412	12073	-3%
Thursday	13087	12975	-1%
<b>Grand Total</b>	<b>79810</b>	<b>83802</b>	<b>5%</b>