

05 July 2021 – 11 July 2021

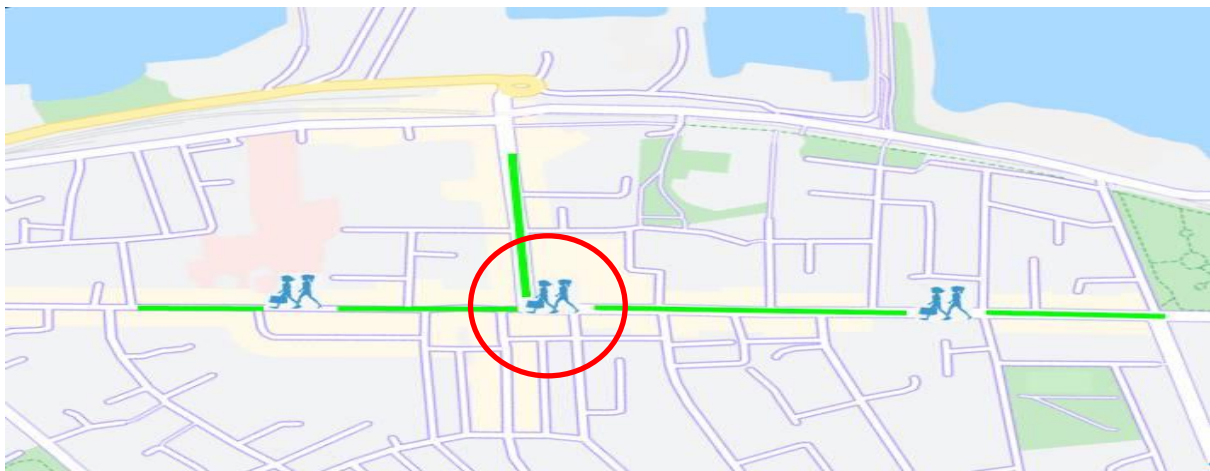
Footfall Report

Marine Road Junction

Dun Laoghaire






















Headlines

- The total number of pedestrian movements to Marine Road Junction area this week is **76,851**, down **10%** on previous week
- The busiest day in week commencing 05/07/2021 was Saturday with **12,790** visitors

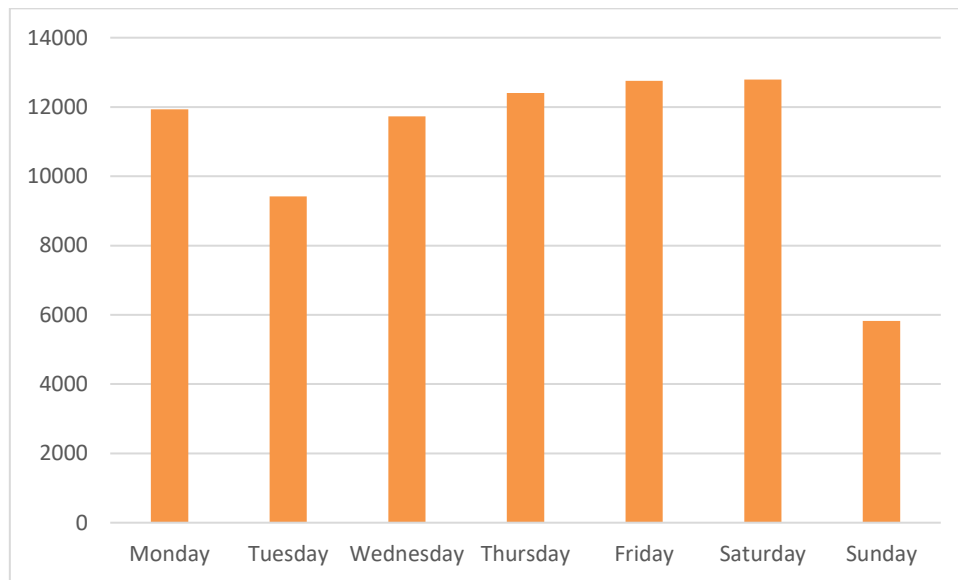


Sensor locations

Weather

Location	07/05/2021	07/06/2021	07/07/2021	07/08/2021	07/09/2021	07/10/2021	07/11/2021
Dun Laoghaire, Ireland Dun Laoghaire, Ireland	 19°C 11°C	 16°C 9.4°C	 20°C 12°C	 18°C 13°C	 17°C 14°C	 18°C 12°C	 16°C 12°C
	 8.8mm	 19mm	 2.5mm	 0.4mm	 0.1mm	 0%	 5.8mm
	 20kph	 19kph	 19kph	 15kph	 16kph	 17kph	 22kph

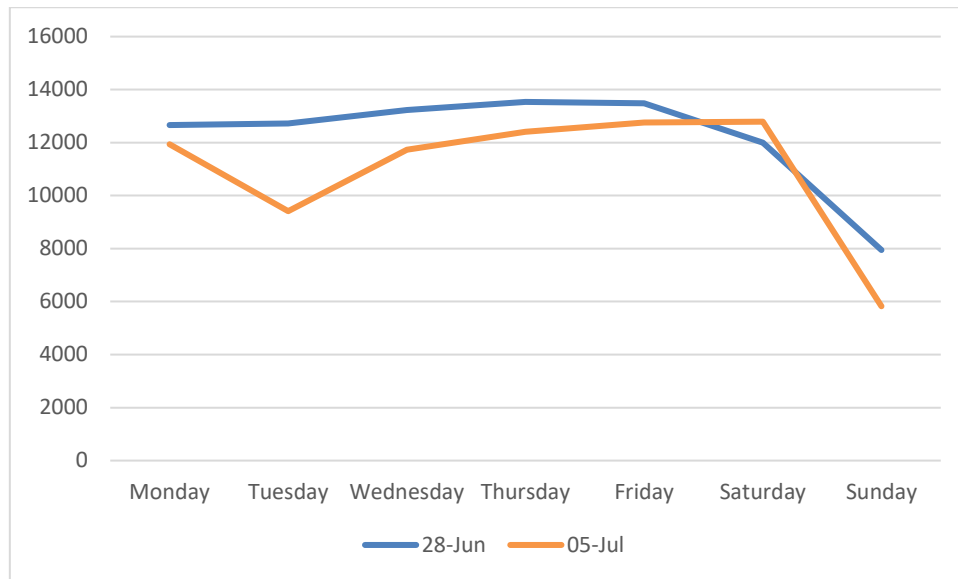
Pedestrian Volumes Per Day – Marine Road Junction



Footfall Volumes Per Day – Marine Road Junction

Day	Pedestrians
Monday	11932
Tuesday	9417
Wednesday	11727
Thursday	12405
Friday	12756
Saturday	12790
Sunday	5824
Grand Total	76851

Footfall Volumes Per Week Comparison – Marine Road Junction



Footfall Volumes Per Week Comparison – Marine Road Junction

Day	28-Jun	05-Jul	+/-
Monday	12656	11932	-6%
Tuesday	12717	9417	-26%
Wednesday	13229	11727	-11%
Thursday	13536	12405	-8%
Friday	13483	12756	-5%
Saturday	12000	12790	7%
Sunday	7946	5824	-27%
Grand Total	85567	76851	-10%