

23 July 2021 – 29 July 2021

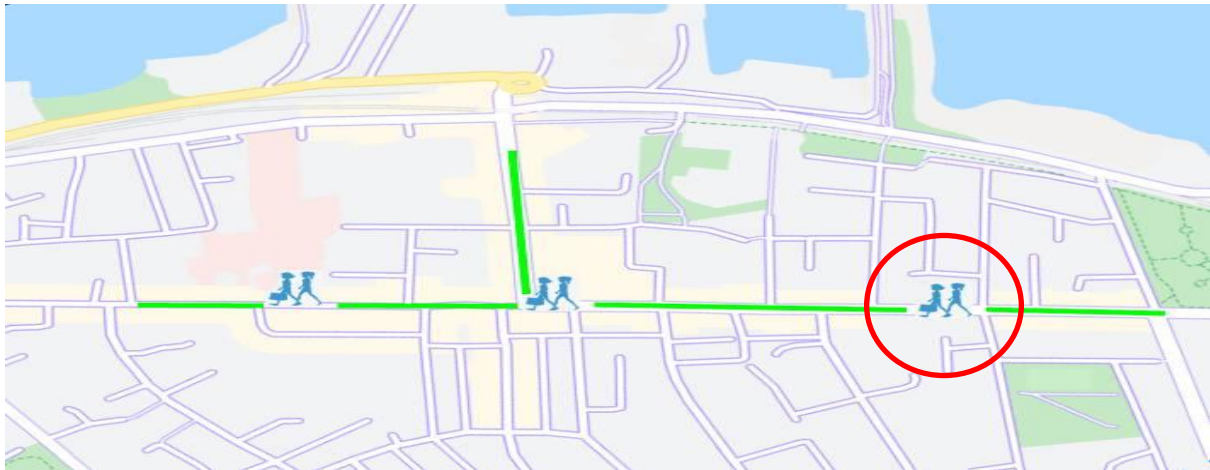
Footfall Report

Georges Street Upper

Dun Laoghaire






















Headlines

- The total number of pedestrian visitors to Georges Street Upper area this week is **38,522**, down **6%** on previous week
- The busiest day in week commencing 23/07/2021 was Friday with **6,959** visitors

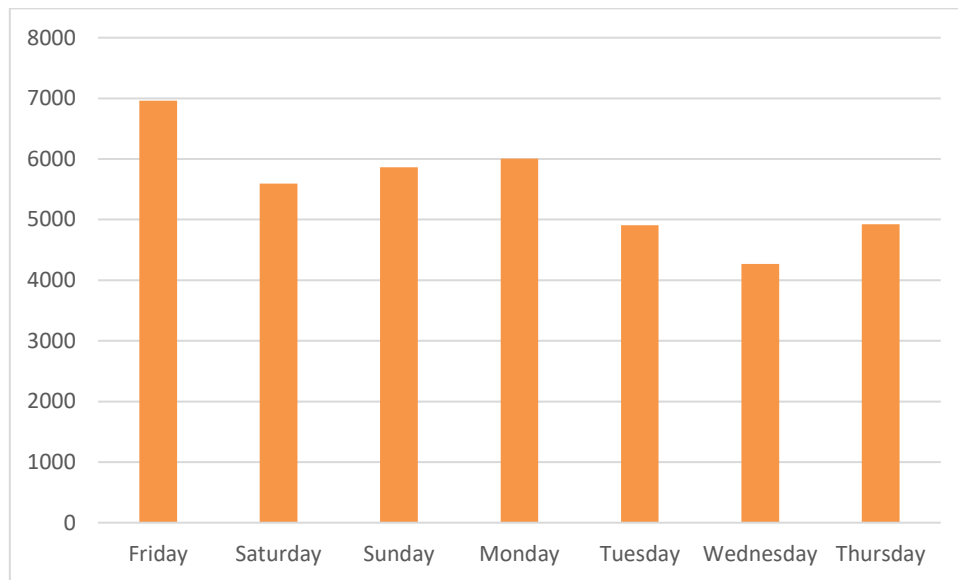


Sensor locations

Weather

Location	07/23/2021	07/24/2021	07/25/2021	07/26/2021	07/27/2021	07/28/2021	07/29/2021
Dun Laoghaire, Ireland Dun Laoghaire, Ireland	 24°C 15°C  0%  23kph	 19°C 12°C  0%  27kph	 24°C 9.8°C  0%  12kph	 20°C 11°C  0%  18kph	 20°C 13°C  0%  22kph	 16°C 12°C  0%  30kph	 17°C 10°C  0%  29kph

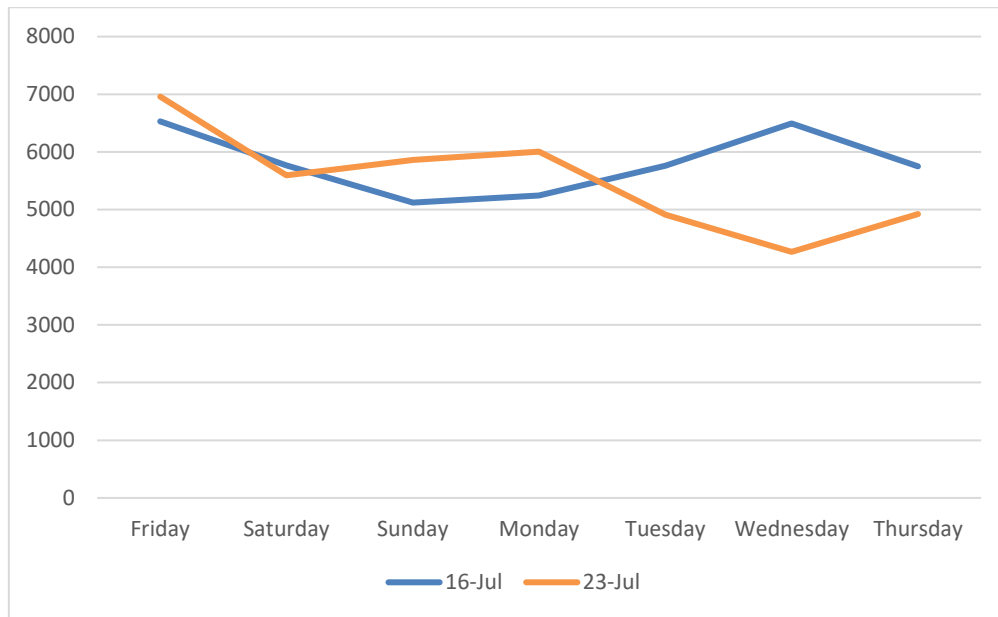
Pedestrian Volumes Per Day – Georges Street Upper



Footfall Volumes Per Day – Georges Street Upper

Day	Pedestrians
Friday	6959
Saturday	5594
Sunday	5862
Monday	6007
Tuesday	4909
Wednesday	4267
Thursday	4924
Grand Total	38522

Footfall Volumes Per Week Comparison – Georges Street Upper



Footfall Volumes Per Week Comparison – Georges Street Upper

Day	16-Jul	23-Jul	+ / -
Friday	6530	6959	6%
Saturday	5769	5594	-3%
Sunday	5121	5862	13%
Monday	5244	6007	13%
Tuesday	5763	4909	-17%
Wednesday	6494	4267	-52%
Thursday	5752	4924	-17%
Grand Total	40673	38522	-6%