

05 July 2021 – 11 July 2021

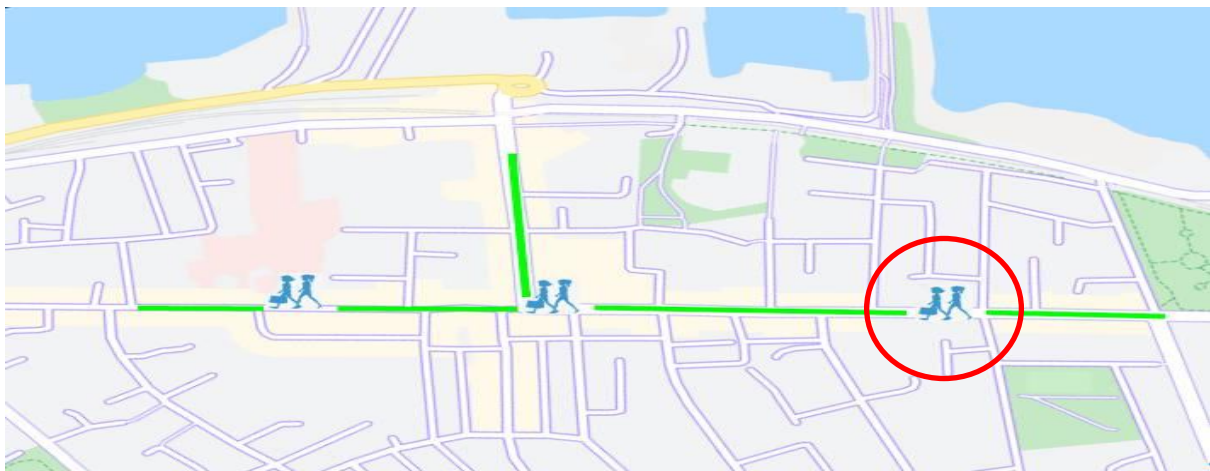
Footfall Report

Georges Street Upper

Dun Laoghaire






















### Headlines

- The total number of pedestrian movements to Georges Street Upper area this week is **34,191**, up **2%** on previous week
- The busiest day in week commencing 05/07/2021 was Friday with **6,213** visitors



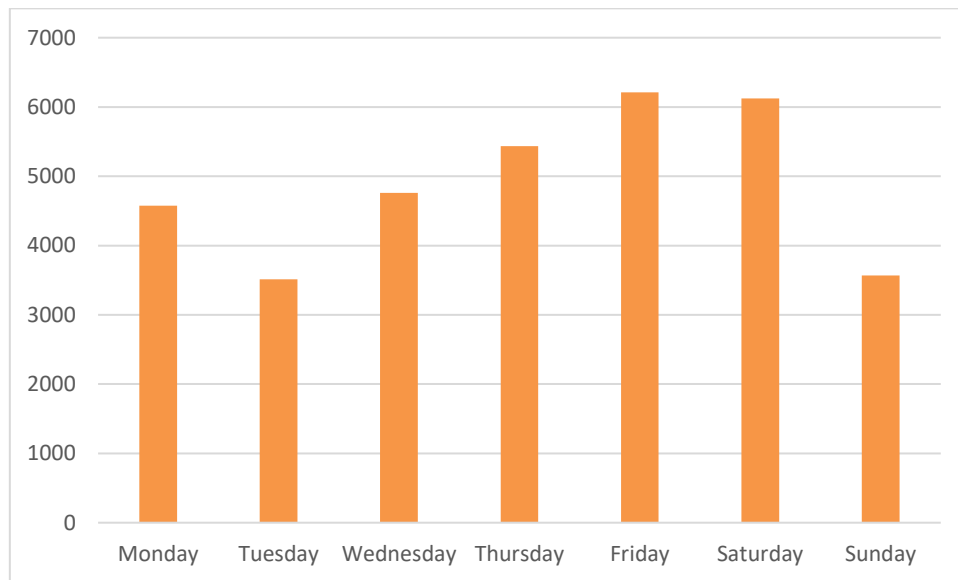
Sensor locations

### Weather

Location	07/05/2021	07/06/2021	07/07/2021	07/08/2021	07/09/2021	07/10/2021	07/11/2021
<b>Dun Laoghaire, Ireland</b> Dun Laoghaire, Ireland	 <b>19°C</b> 11°C	 <b>16°C</b> 9.4°C	 <b>20°C</b> 12°C	 <b>18°C</b> 13°C	 <b>17°C</b> 14°C	 <b>18°C</b> 12°C	 <b>16°C</b> 12°C
	 8.8mm	 19mm	 2.5mm	 0.4mm	 0.1mm	 0%	 5.8mm
	 20kph	 19kph	 19kph	 15kph	 16kph	 17kph	 22kph

Pedestrian Volumes Per Day – Georges Street Upper

---

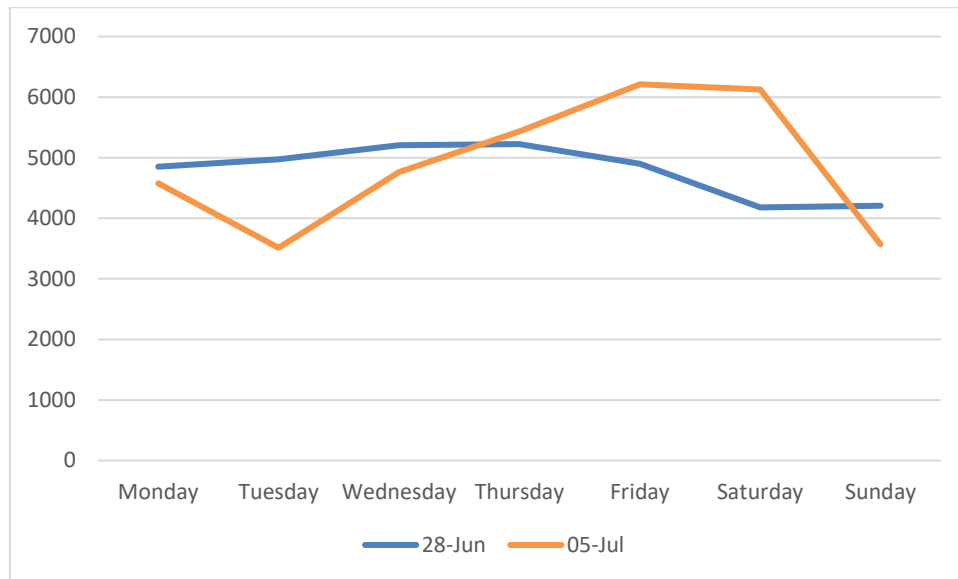


Footfall Volumes Per Day – Georges Street Upper

---

Day	Pedestrians
Monday	4577
Tuesday	3513
Wednesday	4761
Thursday	5435
Friday	6213
Saturday	6125
Sunday	3567
<b>Grand Total</b>	<b>34191</b>

Footfall Volumes Per Week Comparison – Georges Street Upper



Footfall Volumes Per Week Comparison – Georges Street Upper

Day	28-Jun	05-Jul	+/-
Monday	4855	4577	-6%
Tuesday	4974	3513	-29%
Wednesday	5207	4761	-9%
Thursday	5225	5435	4%
Friday	4899	6213	27%
Saturday	4180	6125	47%
Sunday	4205	3567	-15%
<b>Grand Total</b>	<b>33545</b>	<b>34191</b>	<b>2%</b>