

30 August 2021 – 5 September 2021

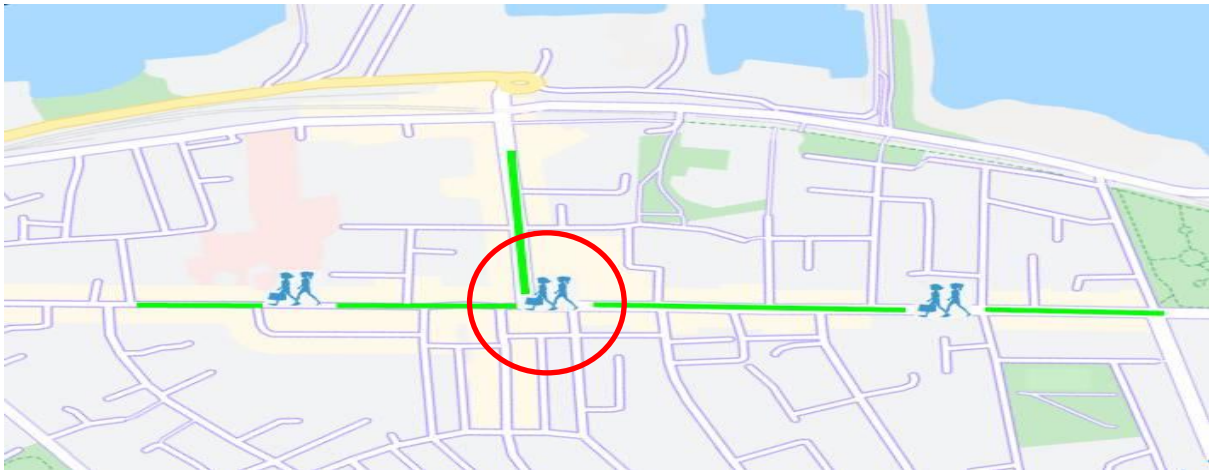
Footfall Report

Marine Road Junction

Dun Laoghaire






















### Headlines

- The total number of pedestrian movements to Marine Road Junction area this week is **84,520**, down **11%** on previous week
- The busiest day in week commencing 30/08/2021 was Saturday with **15,211** visitors



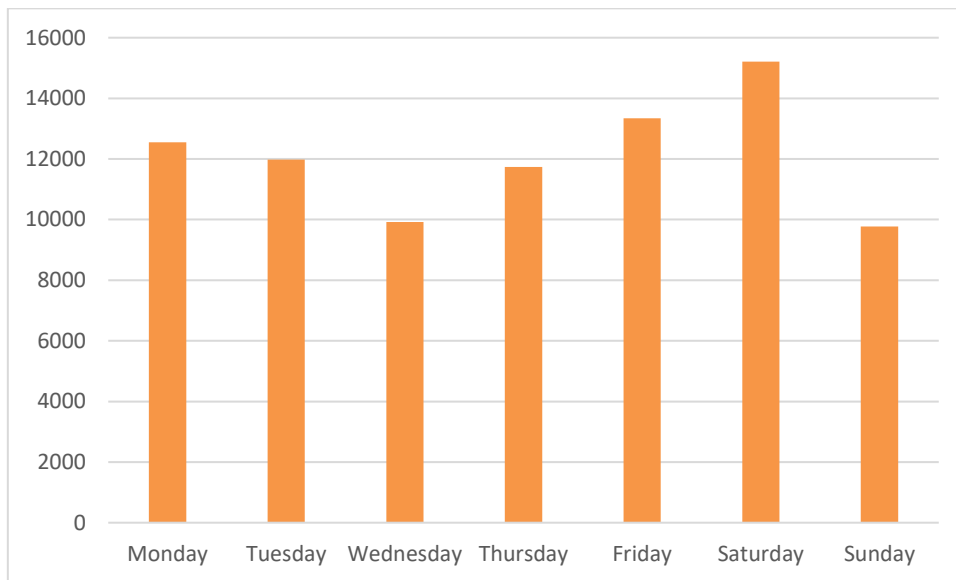
Sensor locations

### Weather

Location	08/30/2021	08/31/2021	09/01/2021	09/02/2021	09/03/2021	09/04/2021	09/05/2021
<b>Dun Laoghaire, Ireland</b> Dun Laoghaire, Ireland	 15°C 12°C  0%  19kph	 14°C 13°C  0%  22kph	 16°C 12°C  0%  20kph	 15°C 9.7°C  0%  23kph	 16°C 10°C  0%  19kph	 18°C 12°C  0%  16kph	 21°C 14°C  0%  19kph

### Pedestrian Volumes Per Day – Marine Road Junction

---

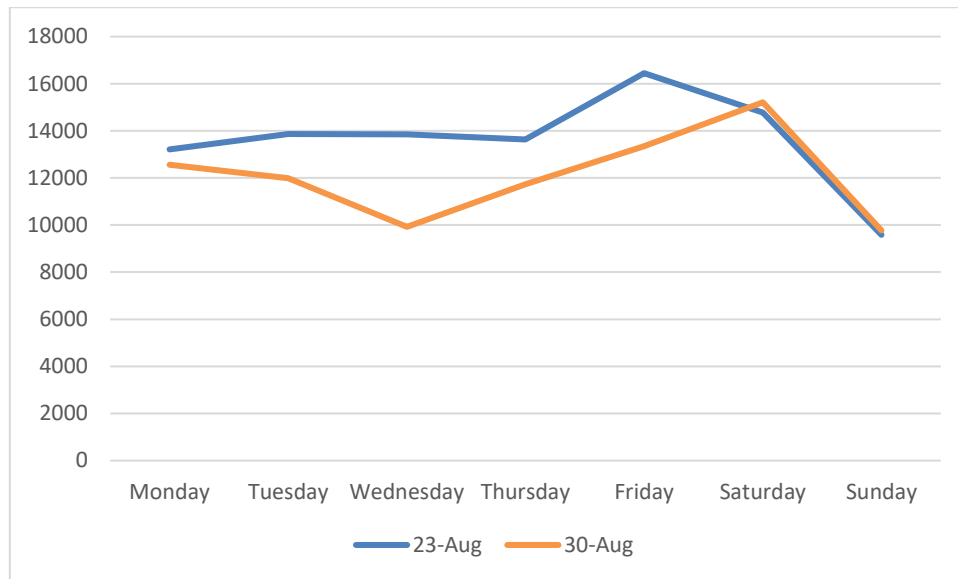


### Footfall Volumes Per Day – Marine Road Junction

---

Day	Pedestrians
Monday	12553
Tuesday	11983
Wednesday	9922
Thursday	11736
Friday	13343
Saturday	15211
Sunday	9772
<b>Grand Total</b>	<b>84520</b>

Footfall Volumes Per Week Comparison – Marine Road Junction



Footfall Volumes Per Week Comparison – Marine Road Junction

Day	23-Aug	30-Aug	+/-
Monday	13215	12553	-5%
Tuesday	13860	11983	-14%
Wednesday	13847	9922	-28%
Thursday	13638	11736	-14%
Friday	16447	13343	-19%
Saturday	14776	15211	3%
Sunday	9584	9772	2%
<b>Grand Total</b>	<b>95367</b>	<b>84520</b>	<b>-11%</b>