

27 September 2021 – 3 October 2021

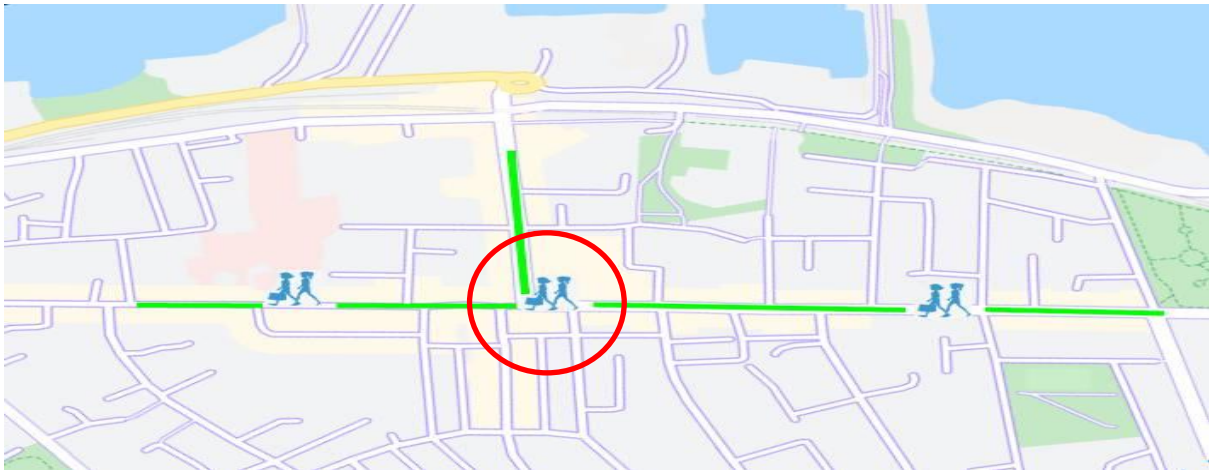
Footfall Report

Marine Road Junction

Dun Laoghaire






















### Headlines

- The total number of pedestrian movements to Marine Road Junction area this week is **81,358**, down **6%** on previous week
- The busiest day in week commencing 27/09/2021 was Saturday with **14,310** visitors



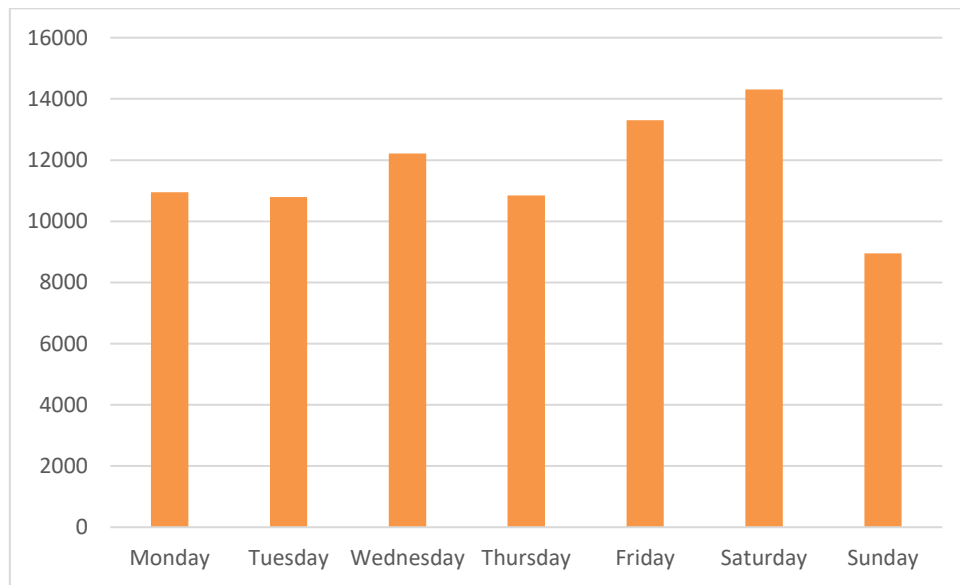
Sensor locations

### Weather

Location	09/27/2021	09/28/2021	09/29/2021	09/30/2021	10/01/2021	10/02/2021	10/03/2021
<b>Dun Laoghaire, Ireland</b> Dun Laoghaire, Ireland	 <b>15°C</b> 9°C  16mm  36kph	 <b>14°C</b> 7°C  0.2mm  25kph	 <b>13°C</b> 5.4°C  0.45mm  30kph	 <b>16°C</b> 10°C  6.7mm  31kph	 <b>14°C</b> 8.1°C  1.3mm  35kph	 <b>13°C</b> 7.5°C  1.6mm  30kph	 <b>14°C</b> 7.1°C  2.7mm  36kph

Pedestrian Volumes Per Day – Marine Road Junction

---

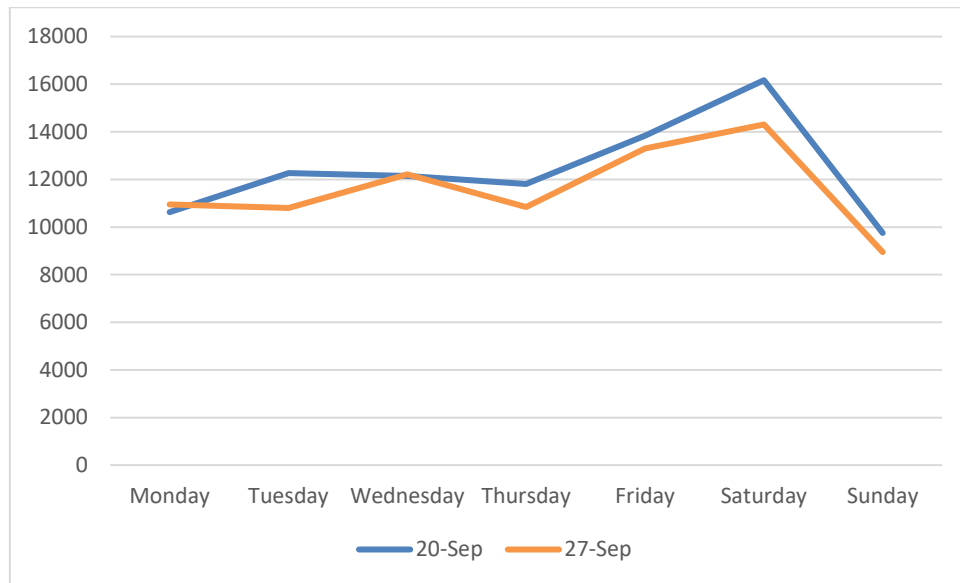


Footfall Volumes Per Day – Marine Road Junction

---

Day	Pedestrians
Monday	10952
Tuesday	10795
Wednesday	12211
Thursday	10842
Friday	13300
Saturday	14310
Sunday	8948
<b>Grand Total</b>	<b>81358</b>

Footfall Volumes Per Week Comparison – Marine Road Junction



Footfall Volumes Per Week Comparison – Marine Road Junction

Day	20-Sep	27-Sep	+/-
Monday	10621	10952	3%
Tuesday	12269	10795	-12%
Wednesday	12147	12211	1%
Thursday	11814	10842	-8%
Friday	13840	13300	-4%
Saturday	16168	14310	-11%
Sunday	9751	8948	-8%
<b>Grand Total</b>	<b>86610</b>	<b>81358</b>	<b>-6%</b>