

26 July 2021 – 1 August 2021

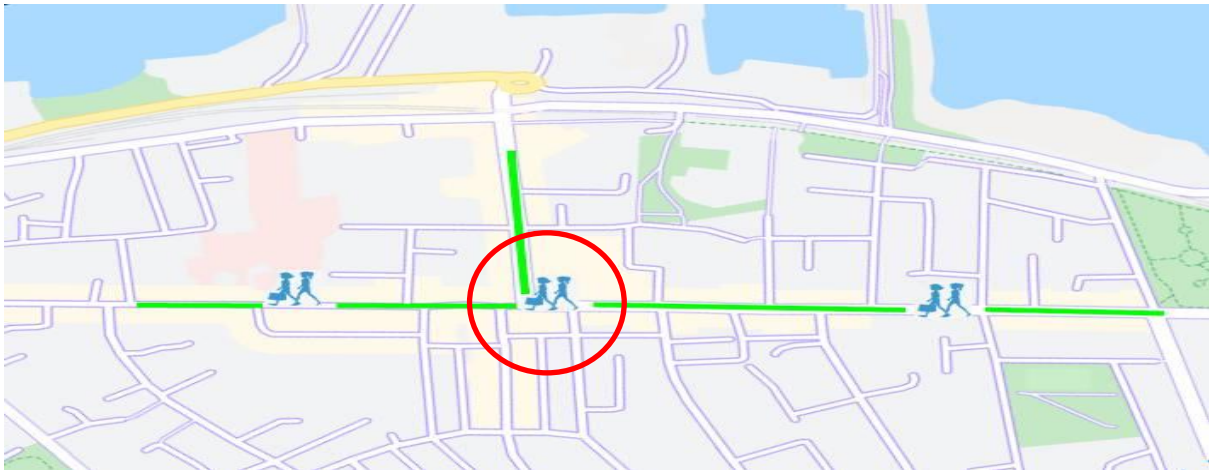
Footfall Report

Marine Road Junction

Dun Laoghaire

### Headlines

- The total number of pedestrian movements to Marine Road Junction area this week is **76,770**, down **11%** on previous week
- The busiest day in week commencing 26/07/2021 was Thursday with **12,521** visitors



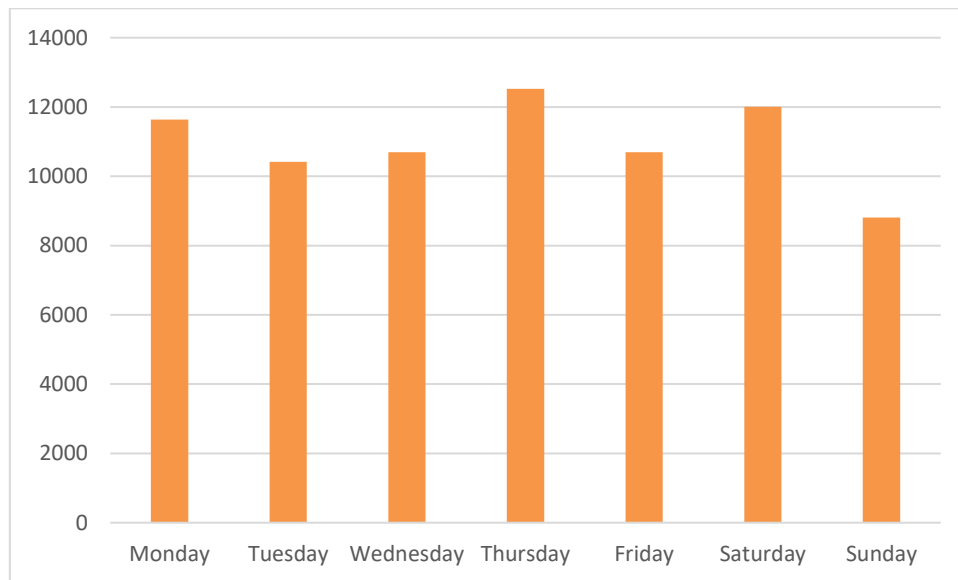
Sensor locations

### Weather

Location	07/26/2021	07/27/2021	07/28/2021	07/29/2021	07/30/2021	07/31/2021	08/01/2021
<b>Dun Laoghaire, Ireland</b> Dun Laoghaire, Ireland	☀️ 20°C 11°C ☁️ 0% 🌀 18kph	💧 20°C 13°C ☁️ 4.6mm 🌀 22kph	💧 16°C 12°C ☁️ 6.2mm 🌀 31kph	☁️ 18°C 10°C ☁️ 0.1mm 🌀 29kph	💧 18°C 13°C ☁️ 26mm 🌀 20kph	💧 18°C 13°C ☁️ 2.2mm 🌀 18kph	💧 18°C 11°C ☁️ 0.6mm 🌀 15kph

Pedestrian Volumes Per Day – Marine Road Junction

---

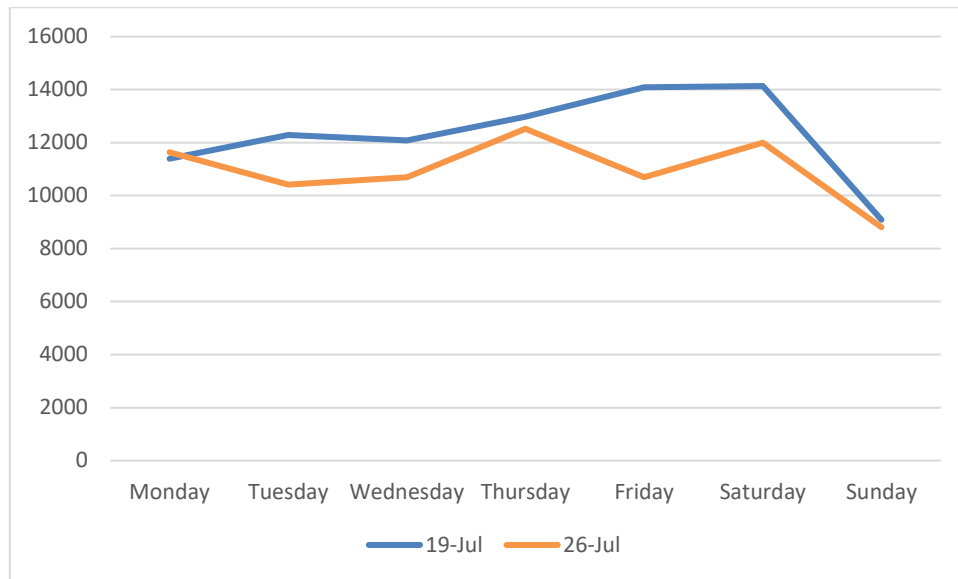


Footfall Volumes Per Day – Marine Road Junction

---

Day	Pedestrians
Monday	11637
Tuesday	10413
Wednesday	10697
Thursday	12521
Friday	10693
Saturday	12002
Sunday	8807
<b>Grand Total</b>	<b>76770</b>

Footfall Volumes Per Week Comparison – Marine Road Junction



Footfall Volumes Per Week Comparison – Marine Road Junction

Day	19-Jul	26-Jul	+/-
Monday	11389	11637	2%
Tuesday	12289	10413	-15%
Wednesday	12084	10697	-11%
Thursday	12972	12521	-3%
Friday	14087	10693	-24%
Saturday	14136	12002	-15%
Sunday	9088	8807	-3%
<b>Grand Total</b>	<b>86045</b>	<b>76770</b>	<b>-11%</b>