

25 October 2021 – 31 October 2021

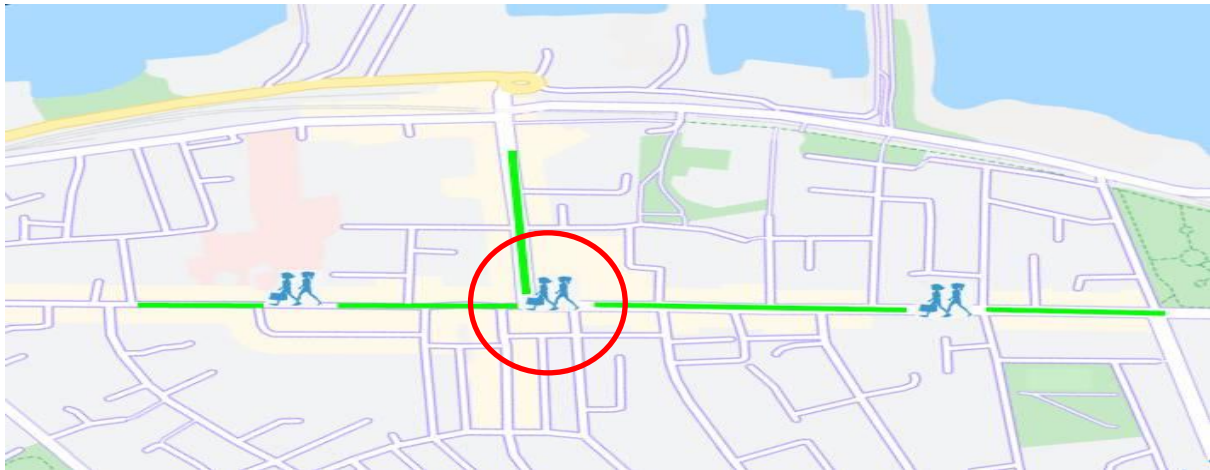
Footfall Report

Marine Road Junction

Dun Laoghaire




















Headlines

- The total number of pedestrian movements to Marine Road Junction area this week is **81,322**, up **2%** on previous week
- The busiest day in week commencing 25/10/2021 was Friday with **15,356** visitors

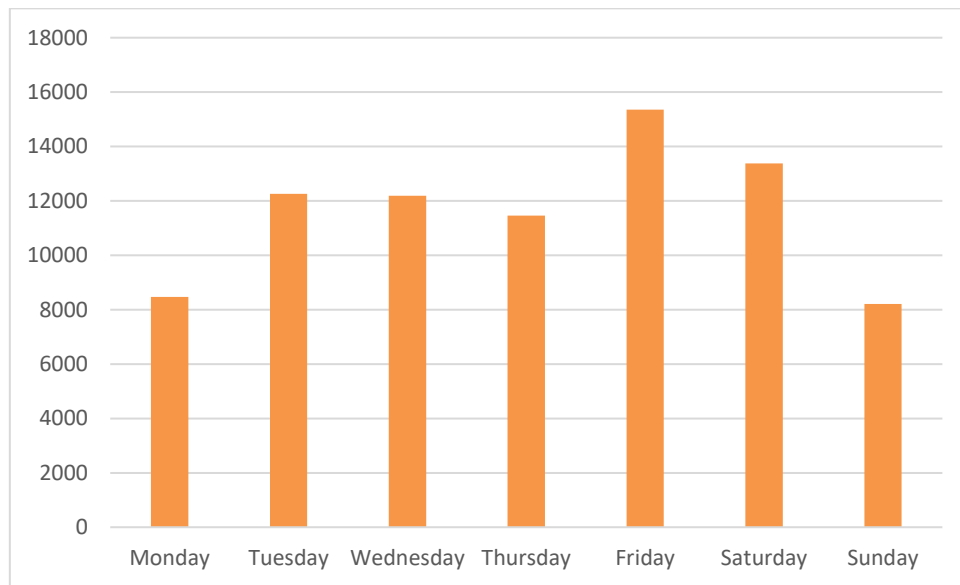


Sensor locations

Weather

Location	10/25/2021	10/26/2021	10/27/2021	10/28/2021	10/29/2021	10/30/2021	10/31/2021
Dun Laoghaire, Ireland Dun Laoghaire, Ireland	 13°C 8.4°C  0%  25kph	 17°C 9.8°C  0.7mm  34kph	 17°C 15°C  2.5mm  33kph	 15°C 11°C  19mm  23kph	 12°C 8.6°C  6.1mm  20kph	 11°C 5.9°C  2.8mm  23kph	 11°C 7.5°C  10mm  34kph

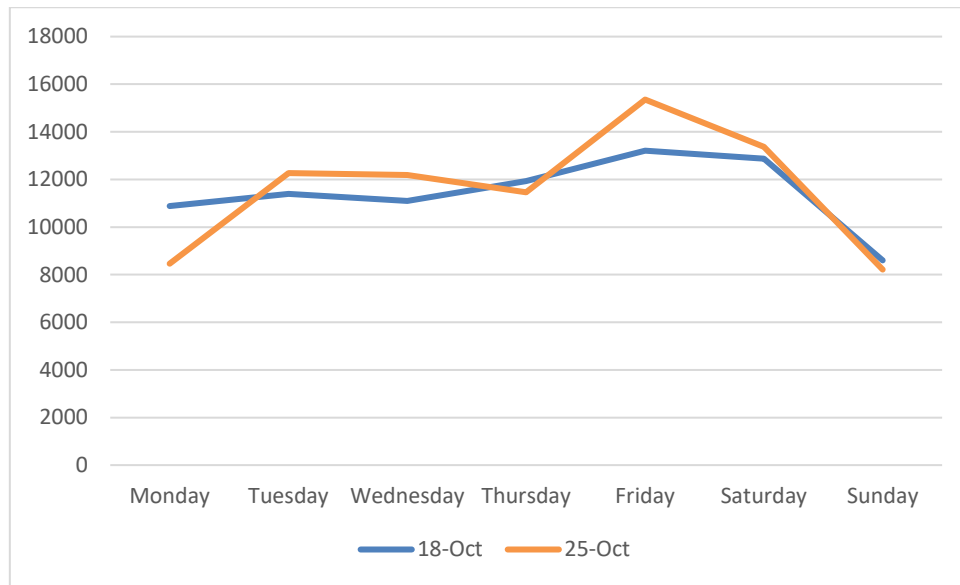
Pedestrian Volumes Per Day – Marine Road Junction



Footfall Volumes Per Day – Marine Road Junction

Day	Pedestrians
Monday	8467
Tuesday	12262
Wednesday	12186
Thursday	11463
Friday	15356
Saturday	13374
Sunday	8214
Grand Total	81322

Footfall Volumes Per Week Comparison – Marine Road Junction



Footfall Volumes Per Week Comparison – Marine Road Junction

Day	18-Oct	25-Oct	+/-
Monday	10879	8467	-22%
Tuesday	11388	12262	8%
Wednesday	11103	12186	10%
Thursday	11925	11463	-4%
Friday	13209	15356	16%
Saturday	12873	13374	4%
Sunday	8601	8214	-4%
Grand Total	79978	81322	2%