

23 August 2021 – 29 August 2021

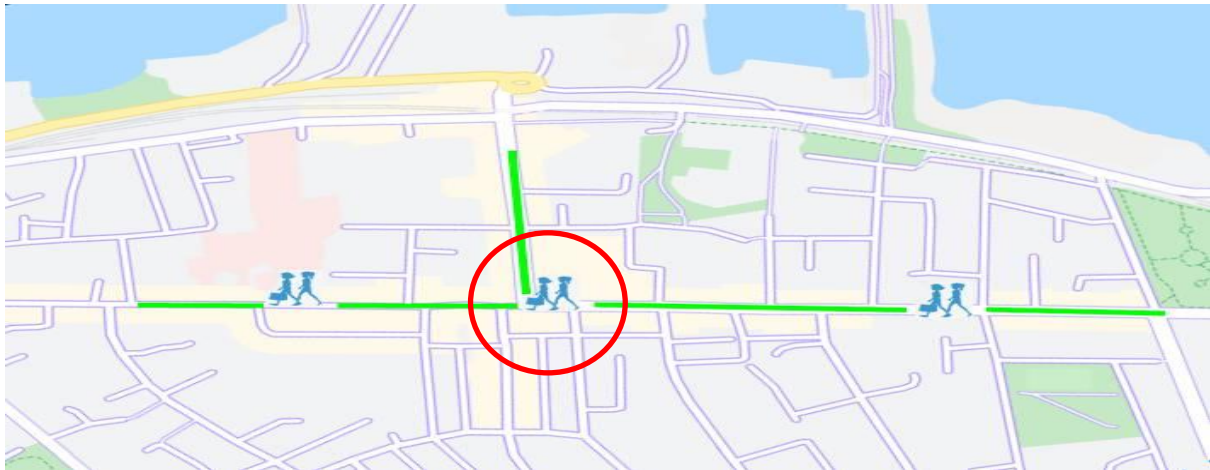
Footfall Report

Marine Road Junction

Dun Laoghaire






















Headlines

- The total number of pedestrian movements to Marine Road Junction area this week is **95,367**, up **15%** on previous week
- The busiest day in week commencing 23/08/2021 was Friday with **16,447** visitors

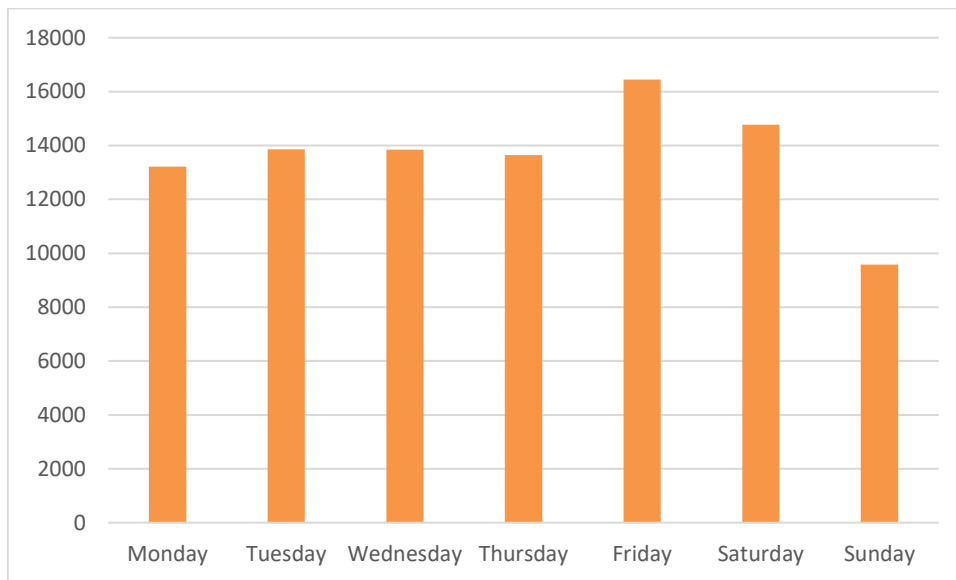


Sensor locations

Weather

| Location | 08/23/2021 | 08/24/2021 | 08/25/2021 | 08/26/2021 | 08/27/2021 | 08/28/2021 | 08/29/2021 |
|---|--|---|---|--|---|---|---|
| Dun Laoghaire, Ireland Dun Laoghaire, Ireland |  20°C 10°C  0%  16kph |  20°C 12°C  0.3mm  20kph |  22°C 9.6°C  0%  17kph |  21°C 11°C  0%  17kph |  19°C 11°C  0.1mm  19kph |  20°C 9.7°C  0%  12kph |  17°C 8.8°C  0%  17kph |

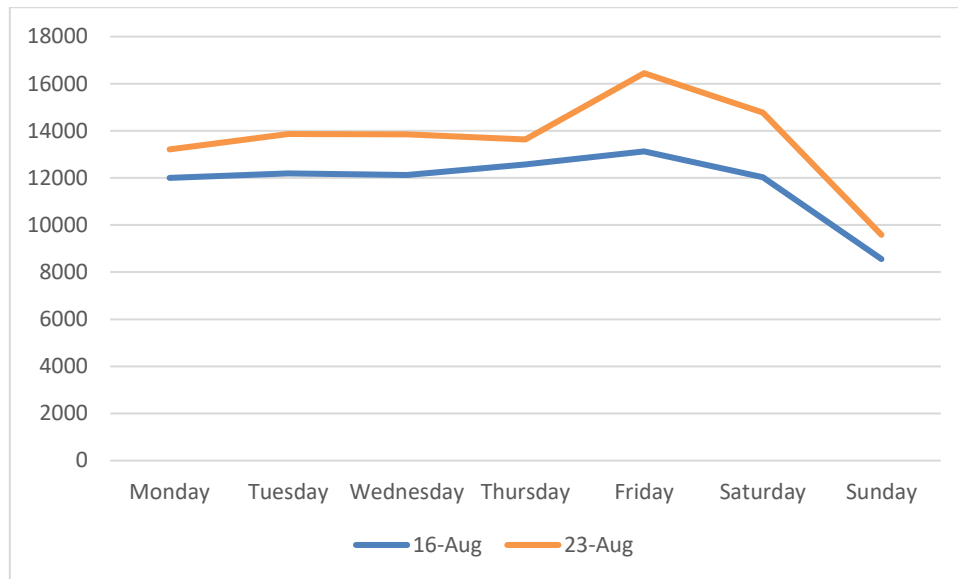
Pedestrian Volumes Per Day – Marine Road Junction



Footfall Volumes Per Day – Marine Road Junction

| Day | Pedestrians |
|--------------------|--------------|
| Monday | 13215 |
| Tuesday | 13860 |
| Wednesday | 13847 |
| Thursday | 13638 |
| Friday | 16447 |
| Saturday | 14776 |
| Sunday | 9584 |
| Grand Total | 95367 |

Footfall Volumes Per Week Comparison – Marine Road Junction



Footfall Volumes Per Week Comparison – Marine Road Junction

| Day | 16-Aug | 23-Aug | +/- |
|--------------------|--------------|--------------|------------|
| Monday | 12002 | 13215 | 10% |
| Tuesday | 12196 | 13860 | 14% |
| Wednesday | 12123 | 13847 | 14% |
| Thursday | 12569 | 13638 | 9% |
| Friday | 13127 | 16447 | 25% |
| Saturday | 12034 | 14776 | 23% |
| Sunday | 8555 | 9584 | 12% |
| Grand Total | 82606 | 95367 | 15% |