

22 November 2021 – 28 November 2021

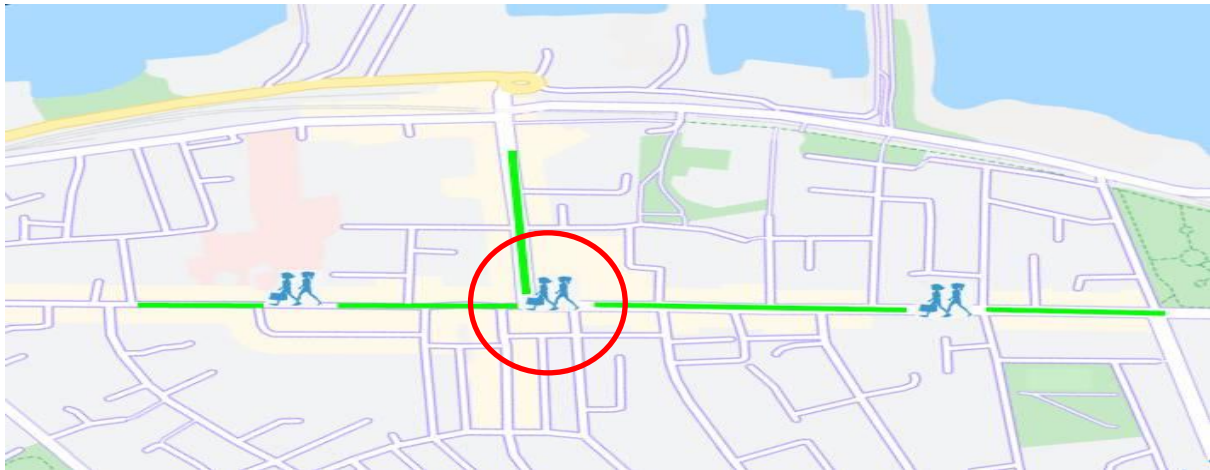
Footfall Report

Marine Road Junction

Dun Laoghaire






















Headlines

- The total number of pedestrian movements to Marine Road Junction area this week is **76,709**, down **5%** on previous week
- The busiest day in week commencing 22/11/2021 was Saturday with **14,265** visitors

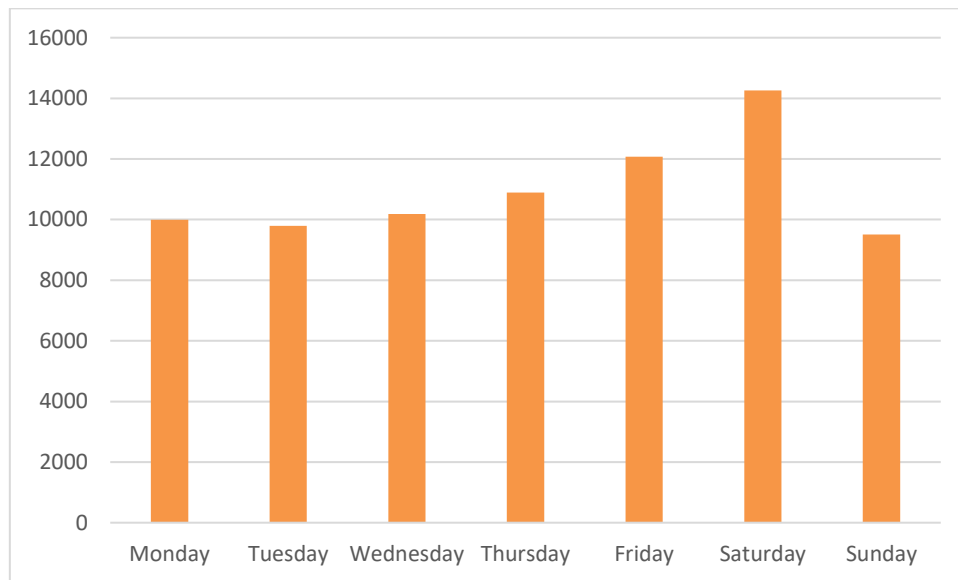


Sensor locations

Weather

Location	11/22/2021	11/23/2021	11/24/2021	11/25/2021	11/26/2021	11/27/2021	11/28/2021
Dun Laoghaire, Ireland Dun Laoghaire, Ireland	 7.5°C -1°C  0%  13kph	 6.9°C 0.3°C  0%  15kph	 7°C 0.8°C  0.42mm  20kph	 6°C 1.1°C  0.1mm  26kph	 7.8°C 2.3°C  2.3mm  39kph	 4.7°C 0.5°C  0%  38kph	 4.5°C 0°C  0%  22kph

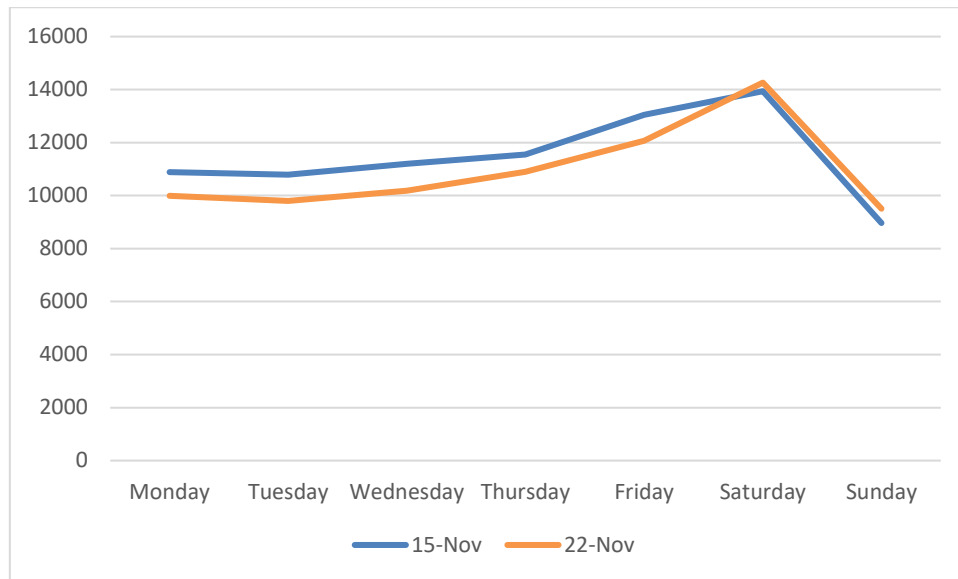
Pedestrian Volumes Per Day – Marine Road Junction



Footfall Volumes Per Day – Marine Road Junction

Day	Pedestrians
Monday	9993
Tuesday	9796
Wednesday	10182
Thursday	10896
Friday	12071
Saturday	14265
Sunday	9506
Grand Total	76709

Footfall Volumes Per Week Comparison – Marine Road Junction



Footfall Volumes Per Week Comparison – Marine Road Junction

Day	15-Nov	22-Nov	+/-
Monday	10880	9993	-8%
Tuesday	10790	9796	-9%
Wednesday	11194	10182	-9%
Thursday	11551	10896	-6%
Friday	13053	12071	-8%
Saturday	13939	14265	2%
Sunday	8965	9506	6%
Grand Total	80372	76709	-5%