

19 July 2021 – 25 July 2021

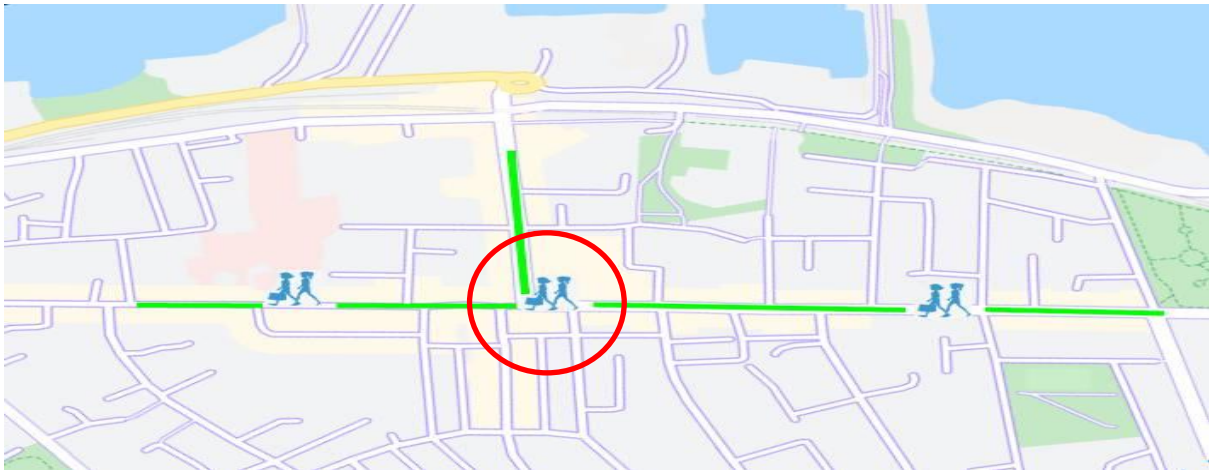
Footfall Report

Marine Road Junction

Dun Laoghaire

### Headlines

- The total number of pedestrian movements to Marine Road Junction area this week is **86,045**, up **3%** on previous week
- The busiest day in week commencing 19/07/2021 was Saturday with **14,136** visitors



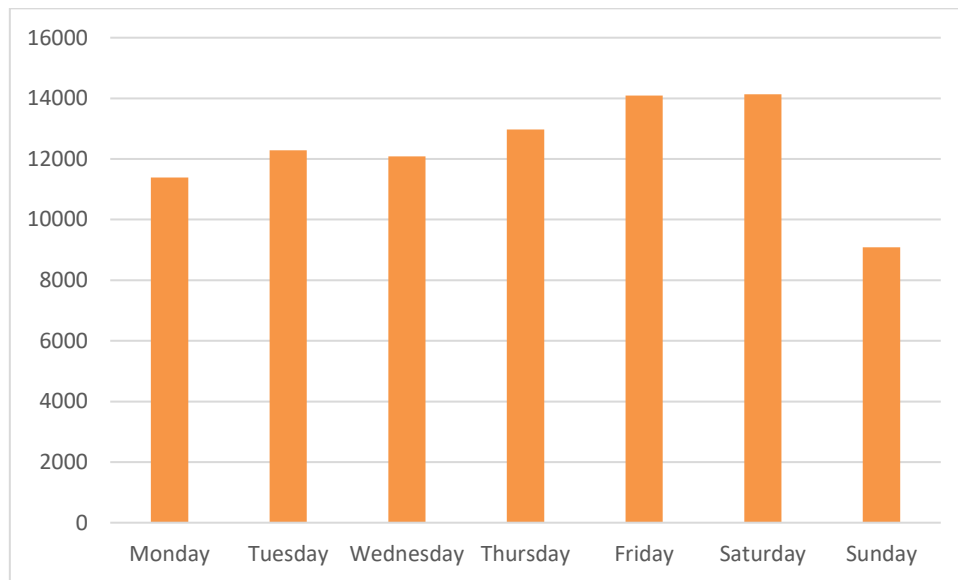
Sensor locations

### Weather

Location	07/19/2021	07/20/2021	07/21/2021	07/22/2021	07/23/2021	07/24/2021	07/25/2021
<b>Dun Laoghaire, Ireland</b> Dun Laoghaire, Ireland	☀️ 23°C 15°C ☁️ 0% ⇌ 18kph	☀️ 24°C 14°C ☁️ 0% ⇌ 17kph	☁️ 26°C 13°C ☁️ 0% ⇌ 18kph	☁️ 26°C 12°C ☁️ 0% ⇌ 20kph	☁️ 24°C 15°C ☁️ 0% ⇌ 23kph	☁️ 19°C 12°C ☁️ 0% ⇌ 27kph	☁️ 24°C 9.8°C ☁️ 0% ⇌ 12kph

### Pedestrian Volumes Per Day – Marine Road Junction

---

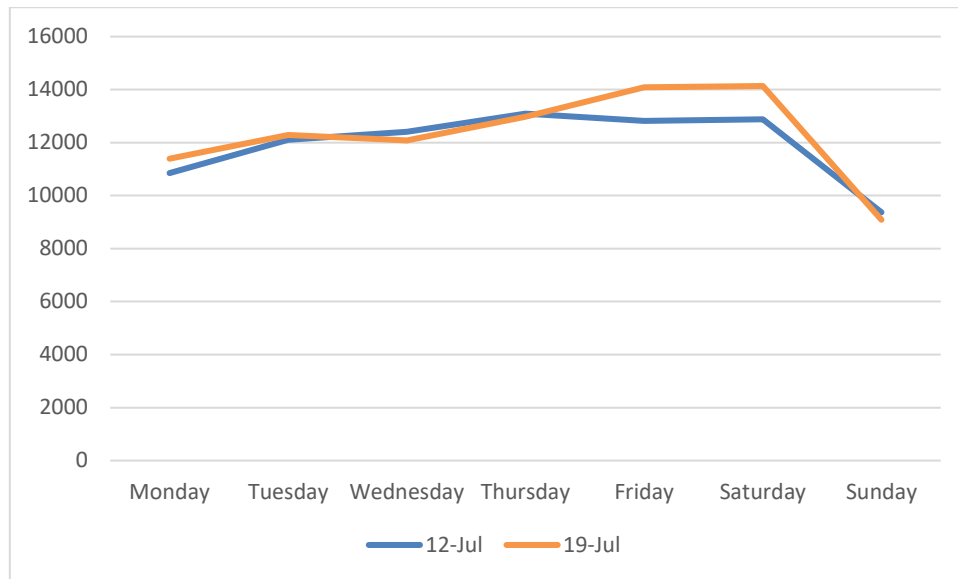


### Footfall Volumes Per Day – Marine Road Junction

---

Day	Pedestrians
Monday	11389
Tuesday	12289
Wednesday	12084
Thursday	12972
Friday	14087
Saturday	14136
Sunday	9088
<b>Grand Total</b>	<b>86045</b>

Footfall Volumes Per Week Comparison – Marine Road Junction



Footfall Volumes Per Week Comparison – Marine Road Junction

Day	12-Jul	19-Jul	+/-
Monday	10850	11389	5%
Tuesday	12109	12289	1%
Wednesday	12414	12084	-3%
Thursday	13093	12972	-1%
Friday	12820	14087	10%
Saturday	12875	14136	10%
Sunday	9370	9088	-3%
<b>Grand Total</b>	<b>83531</b>	<b>86045</b>	<b>3%</b>