

16 August 2021 – 22 August 2021

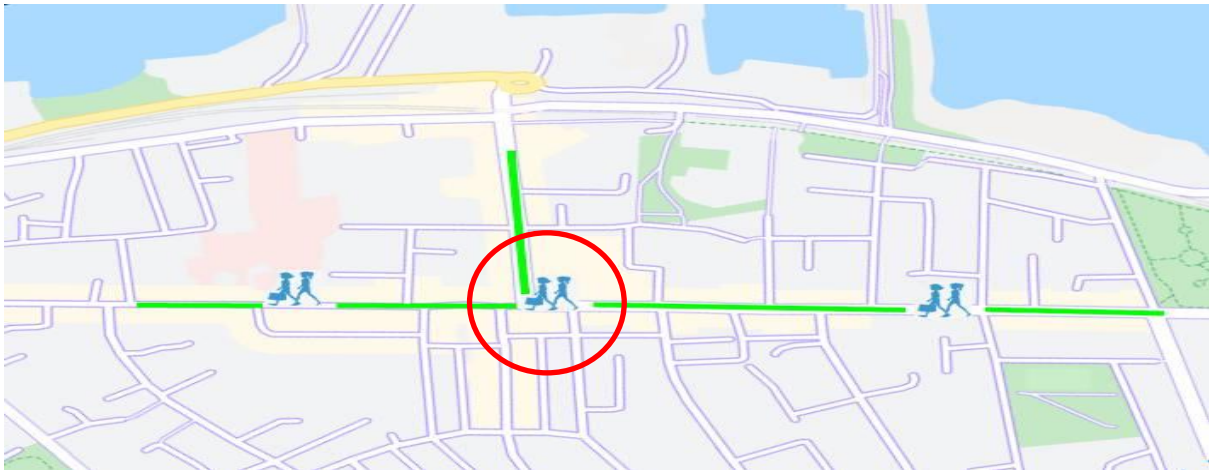
Footfall Report

Marine Road Junction

Dun Laoghaire






















Headlines

- The total number of pedestrian movements to Marine Road Junction area this week is **82,606**, down **2%** on previous week
- The busiest day in week commencing 16/08/2021 was Friday with **13,127** visitors

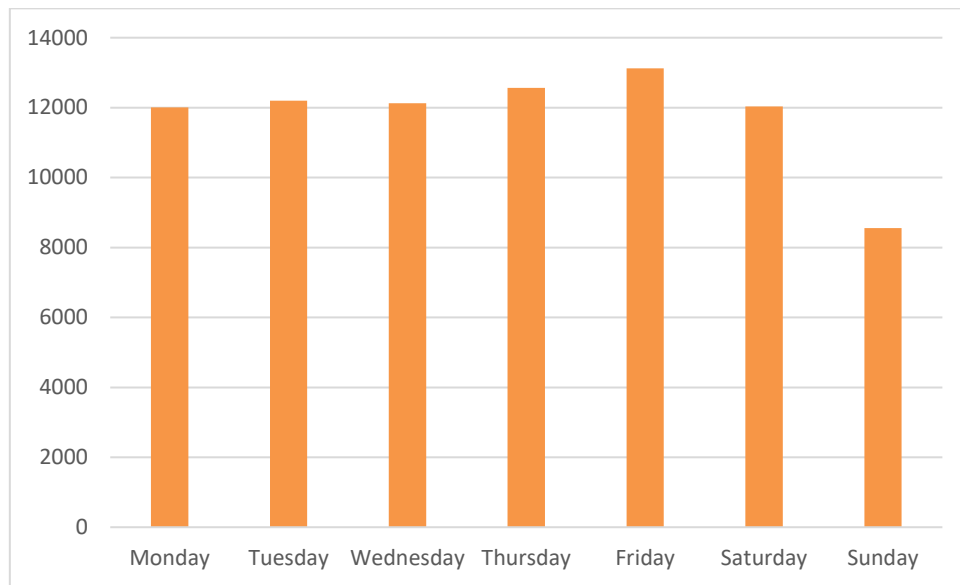


Sensor locations

Weather

Location	08/16/2021	08/17/2021	08/18/2021	08/19/2021	08/20/2021	08/21/2021	08/22/2021
Dun Laoghaire, Ireland Dun Laoghaire, Ireland	 16°C 12°C  0.1mm  30kph	 18°C 13°C  0.1mm  35kph	 17°C 12°C  0.24mm  23kph	 19°C 12°C  0.55mm  14kph	 20°C 14°C  0%  22kph	 19°C 14°C  0%  16kph	 20°C 12°C  0%  18kph

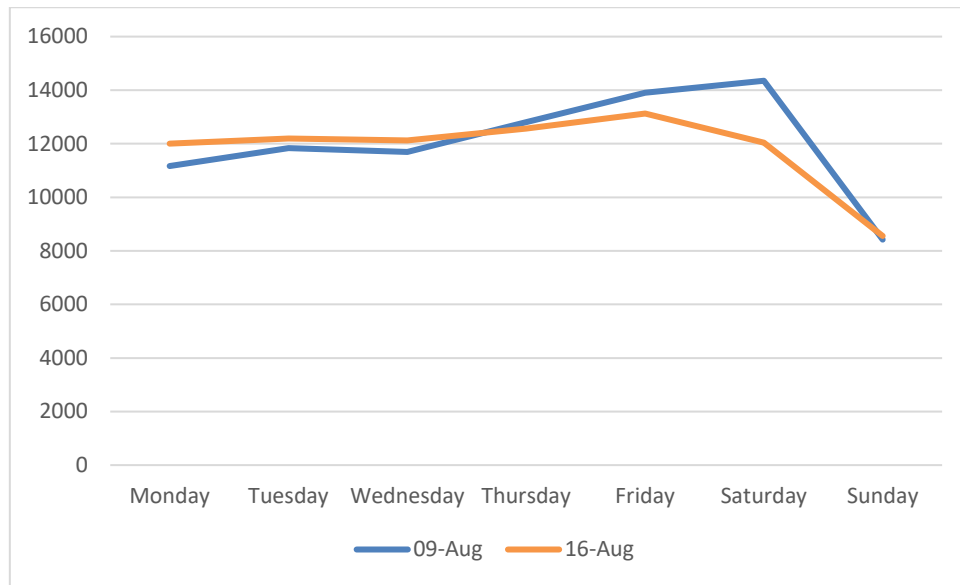
Pedestrian Volumes Per Day – Marine Road Junction



Footfall Volumes Per Day – Marine Road Junction

Day	Pedestrians
Monday	12002
Tuesday	12196
Wednesday	12123
Thursday	12569
Friday	13127
Saturday	12034
Sunday	8555
Grand Total	82606

Footfall Volumes Per Week Comparison – Marine Road Junction



Footfall Volumes Per Week Comparison – Marine Road Junction

Day	09-Aug	16-Aug	+/-
Monday	11173	12002	7%
Tuesday	11842	12196	3%
Wednesday	11690	12123	4%
Thursday	12807	12569	-2%
Friday	13903	13127	-6%
Saturday	14352	12034	-16%
Sunday	8420	8555	2%
Grand Total	84187	82606	-2%