

15 November 2021 – 21 November 2021

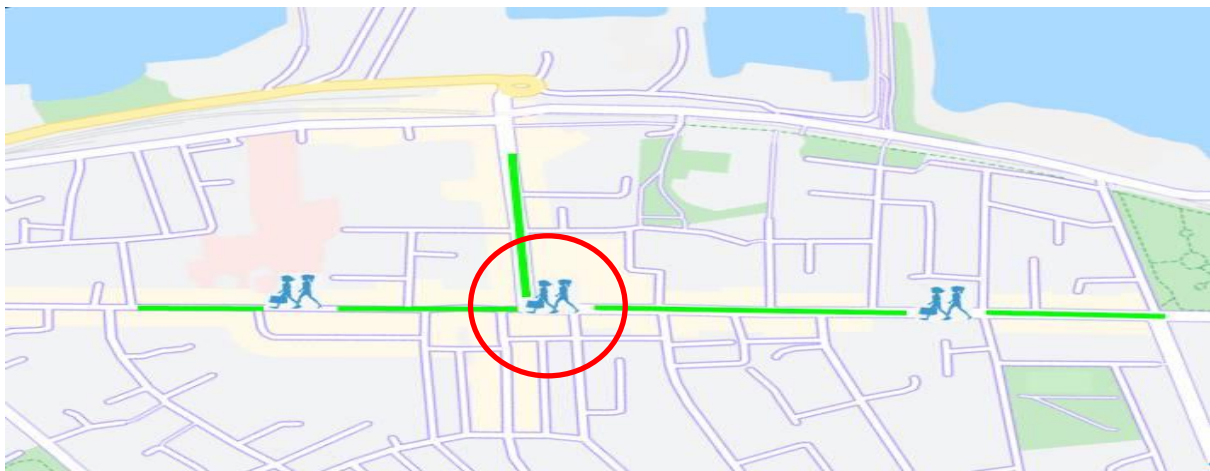
Footfall Report

Marine Road Junction

Dun Laoghaire















Headlines

- The total number of pedestrian movements to Marine Road Junction area this week is **80,372**, up **1%** on previous week
- The busiest day in week commencing 15/11/2021 was Saturday with **13,939** visitors

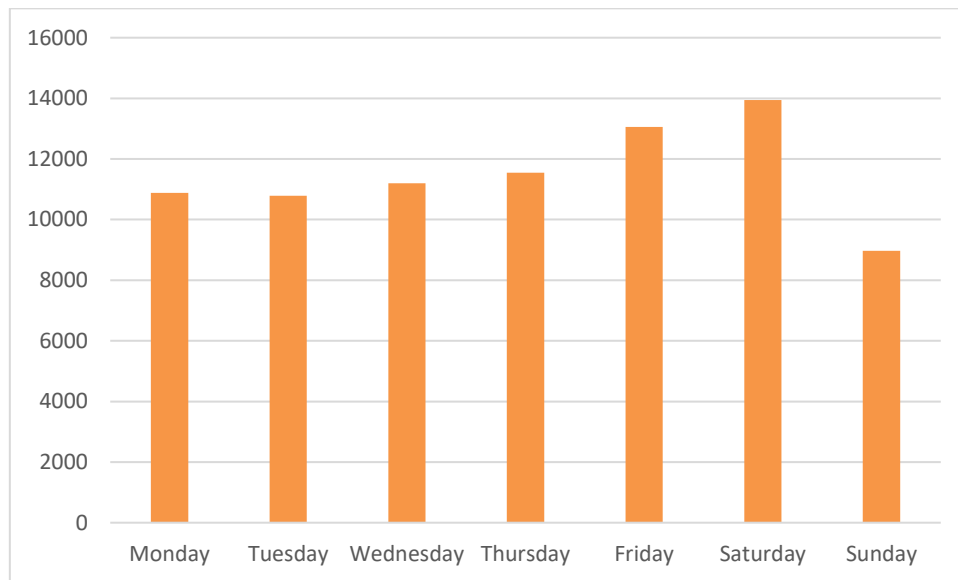


Sensor locations

Weather

Location	11/15/2021	11/16/2021	11/17/2021	11/18/2021	11/19/2021	11/20/2021	11/21/2021
Dun Laoghaire, Ireland Dun Laoghaire, Ireland	 12°C 7.3°C  0%  15kph	 11°C 7.5°C  0.1mm  25kph	 11°C 7°C  0%  26kph	 13°C 10°C  0.1mm  28kph	 12°C 9.3°C  0%  19kph	 11°C 3.6°C  0.52mm  29kph	 7.5°C 1°C  0%  27kph

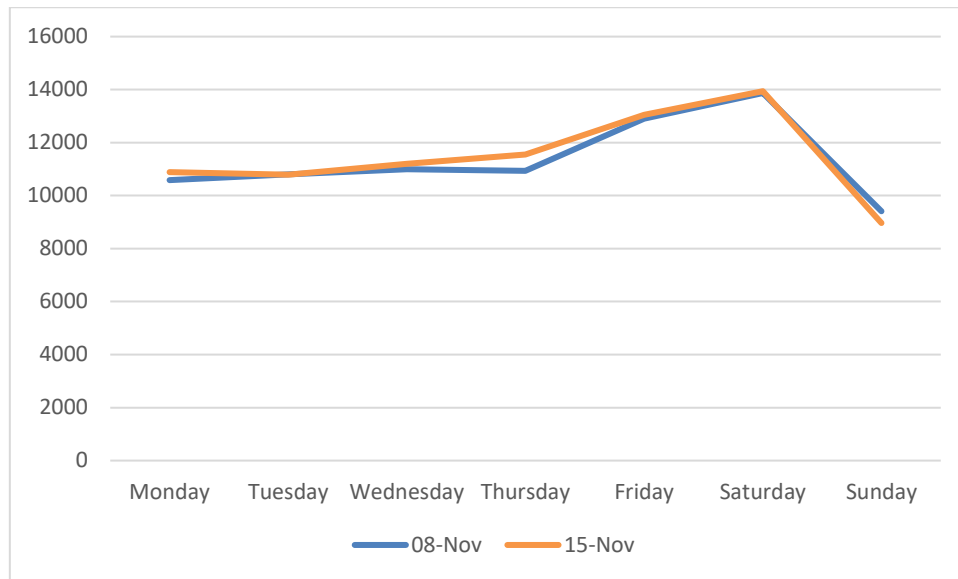
Pedestrian Volumes Per Day – Marine Road Junction



Footfall Volumes Per Day – Marine Road Junction

Day	Pedestrians
Monday	10880
Tuesday	10790
Wednesday	11194
Thursday	11551
Friday	13053
Saturday	13939
Sunday	8965
Grand Total	80372

Footfall Volumes Per Week Comparison – Marine Road Junction



Footfall Volumes Per Week Comparison – Marine Road Junction

Day	8-Nov	15-Nov	+/-
Monday	10579	10880	3%
Tuesday	10804	10790	0%
Wednesday	11000	11194	2%
Thursday	10931	11551	6%
Friday	12899	13053	1%
Saturday	13871	13939	0%
Sunday	9409	8965	-5%
Grand Total	79493	80372	1%