

13 September 2021 – 19 September 2021

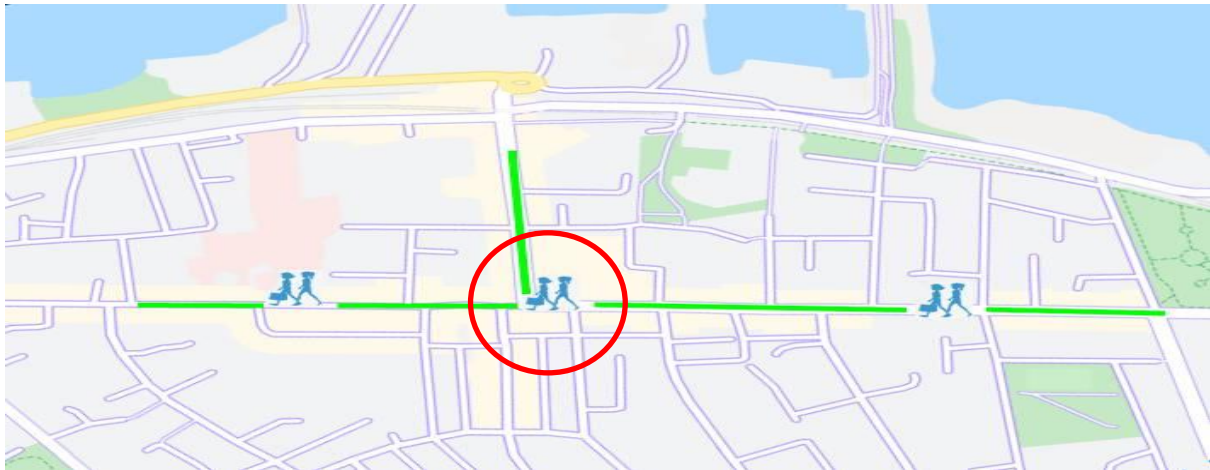
Footfall Report

Marine Road Junction

Dun Laoghaire






















Headlines

- The total number of pedestrian movements to Marine Road Junction area this week is **83,093**, up **2%** on previous week
- The busiest day in week commencing 13/09/2021 was Saturday with **15,410** visitors

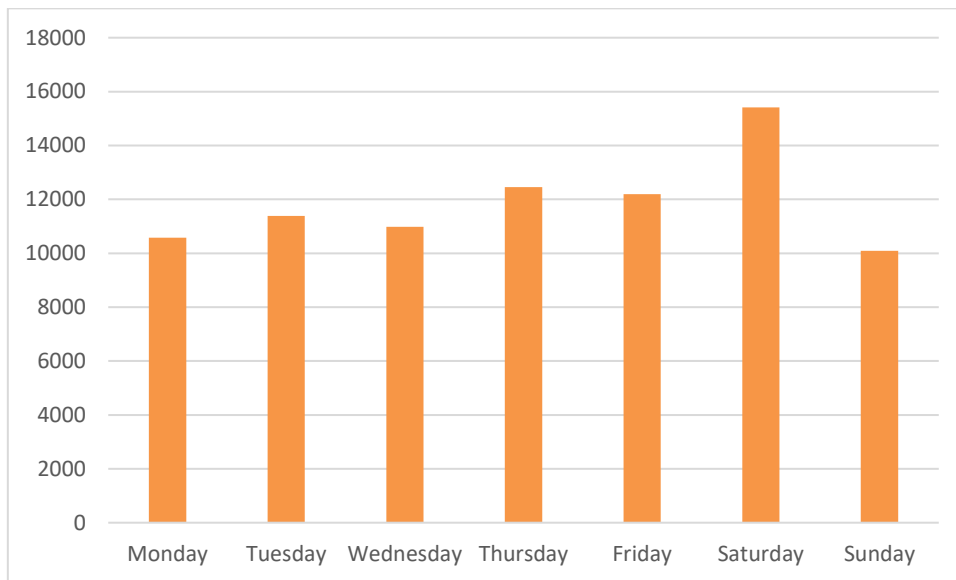


Sensor locations

Weather

Location	09/13/2021	09/14/2021	09/15/2021	09/16/2021	09/17/2021	09/18/2021	09/19/2021
Dun Laoghaire, Ireland Dun Laoghaire, Ireland	 18°C 8.7°C  0%  18kph	 19°C 13°C  0%  13kph	 18°C 13°C  0%  16kph	 20°C 10°C  0%  21kph	 18°C 14°C  0%  22kph	 17°C 10°C  0%  14kph	 17°C 11°C  0%  22kph

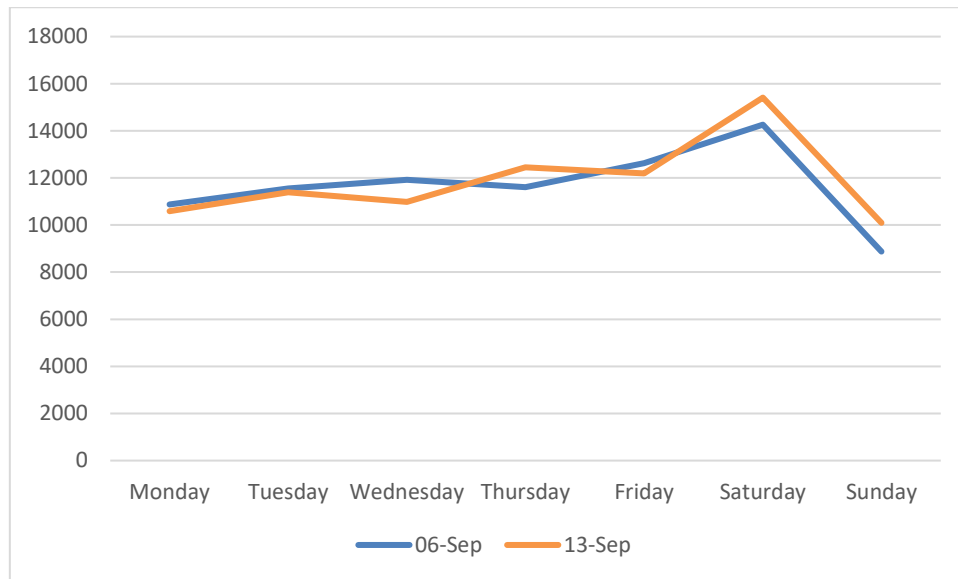
Pedestrian Volumes Per Day – Marine Road Junction



Footfall Volumes Per Day – Marine Road Junction

Day	Pedestrians
Monday	10583
Tuesday	11386
Wednesday	10976
Thursday	12454
Friday	12191
Saturday	15410
Sunday	10093
Grand Total	83093

Footfall Volumes Per Week Comparison – Marine Road Junction



Footfall Volumes Per Week Comparison – Marine Road Junction

Day	6-Sep	13-Sep	+/-
Monday	10868	10583	-3%
Tuesday	11559	11386	-1%
Wednesday	11922	10976	-8%
Thursday	11607	12454	7%
Friday	12623	12191	-3%
Saturday	14262	15410	8%
Sunday	8874	10093	14%
Grand Total	81715	83093	2%