

12 July 2021 – 18 July 2021

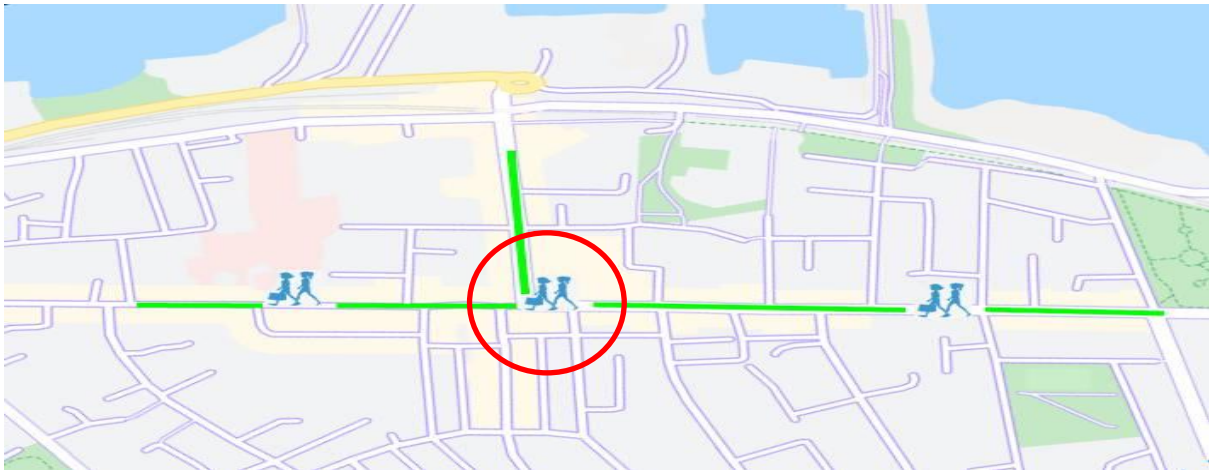
Footfall Report

Marine Road Junction

Dun Laoghaire






















Headlines

- The total number of pedestrian movements to Marine Road Junction area this week is **83,531**, up **9%** on previous week
- The busiest day in week commencing 12/07/2021 was Thursday with **13,093** visitors

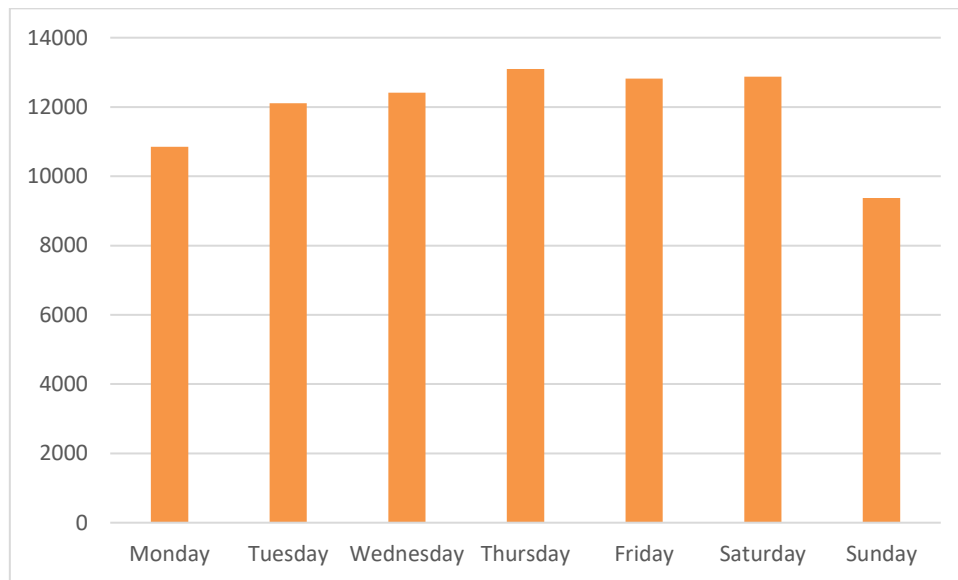


Sensor locations

Weather

Location	07/12/2021	07/13/2021	07/14/2021	07/15/2021	07/16/2021	07/17/2021	07/18/2021
Dun Laoghaire, Ireland Dun Laoghaire, Ireland	 20°C 14°C	 19°C 12°C	 21°C 11°C	 24°C 14°C	 25°C 15°C	 27°C 14°C	 24°C 15°C
	 0.91mm	 0.1mm	 0%	 0%	 0%	 0%	 0%
	 14kph	 19kph	 23kph	 23kph	 11kph	 14kph	 18kph

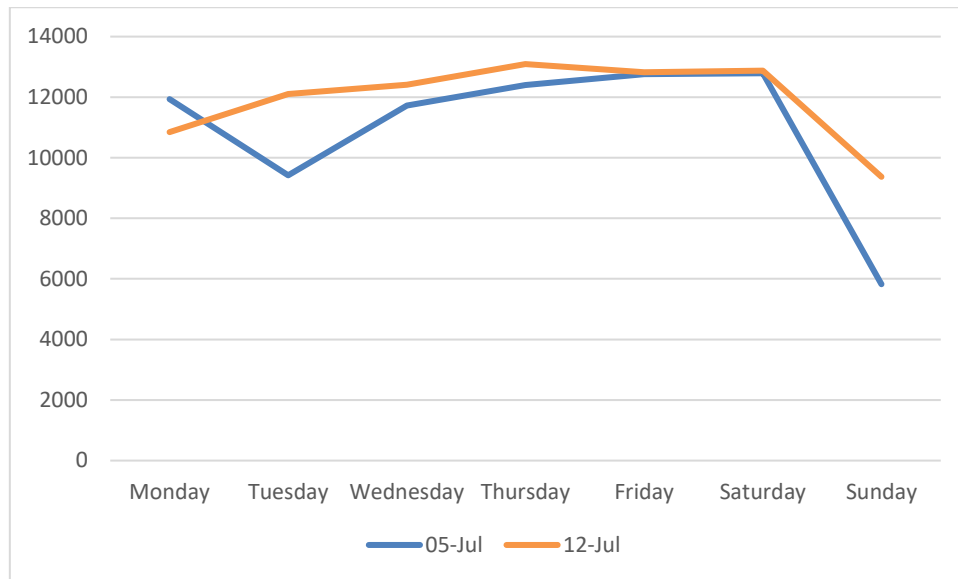
Pedestrian Volumes Per Day – Marine Road Junction



Footfall Volumes Per Day – Marine Road Junction

Day	Pedestrians
Monday	10850
Tuesday	12109
Wednesday	12414
Thursday	13093
Friday	12820
Saturday	12875
Sunday	9370
Grand Total	83531

Footfall Volumes Per Week Comparison – Marine Road Junction



Footfall Volumes Per Week Comparison – Marine Road Junction

Day	05-Jul	12-Jul	+/-
Monday	11932	10850	-9%
Tuesday	9417	12109	29%
Wednesday	11727	12414	6%
Thursday	12405	13093	6%
Friday	12756	12820	1%
Saturday	12790	12875	1%
Sunday	5824	9370	61%
Grand Total	76851	83531	9%