

11 October 2021 – 17 October 2021

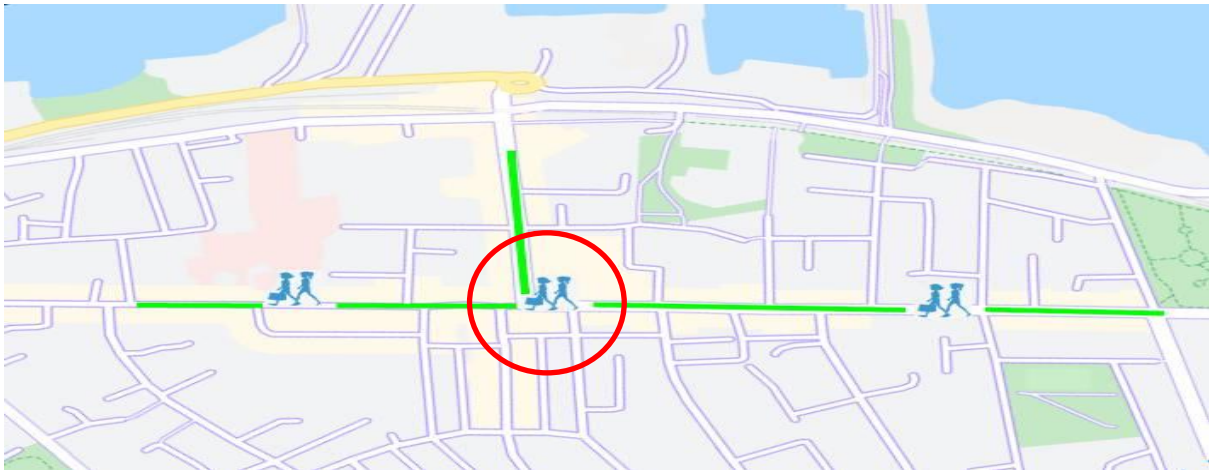
Footfall Report

Marine Road Junction

Dun Laoghaire















### Headlines

- The total number of pedestrian movements to Marine Road Junction area this week is **83,860**, nearly **0%** change on previous week
- The busiest day in week commencing 11/10/2021 was Saturday with **14,114** visitors



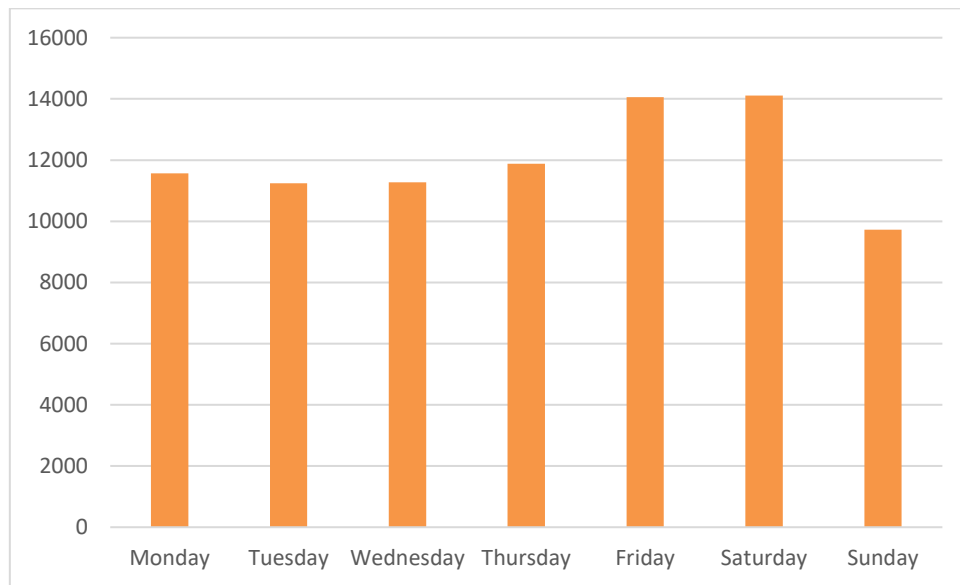
Sensor locations

### Weather

Location	10/11/2021	10/12/2021	10/13/2021	10/14/2021	10/15/2021	10/16/2021	10/17/2021
<b>Dun Laoghaire, Ireland</b> Dun Laoghaire, Ireland	 <b>14°C</b> 5.1°C  0%  16kph	 <b>14°C</b> 9°C  0%  19kph	 <b>12°C</b> 11°C  0%  16kph	 <b>14°C</b> 11°C  0%  22kph	 <b>12°C</b> 7.4°C  0%  18kph	 <b>15°C</b> 8.8°C  0%  20kph	 <b>16°C</b> 13°C  0%  24kph

### Pedestrian Volumes Per Day – Marine Road Junction

---

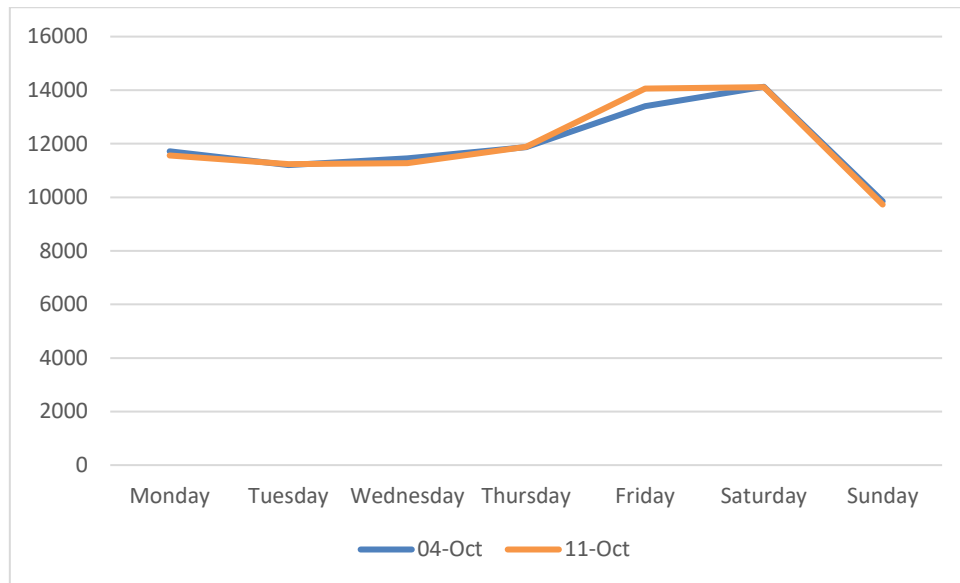


### Footfall Volumes Per Day – Marine Road Junction

---

Day	Pedestrians
Monday	11565
Tuesday	11242
Wednesday	11272
Thursday	11879
Friday	14059
Saturday	14114
Sunday	9729
<b>Grand Total</b>	<b>83860</b>

Footfall Volumes Per Week Comparison – Marine Road Junction



Footfall Volumes Per Week Comparison – Marine Road Junction

Day	4-Oct	11-Oct	+/-
Monday	11721	11565	-1%
Tuesday	11205	11242	0%
Wednesday	11449	11272	-2%
Thursday	11874	11879	0%
Friday	13404	14059	5%
Saturday	14127	14114	0%
Sunday	9851	9729	-1%
<b>Grand Total</b>	<b>83631</b>	<b>83860</b>	<b>0%</b>