

6 September 2021 – 12 September 2021

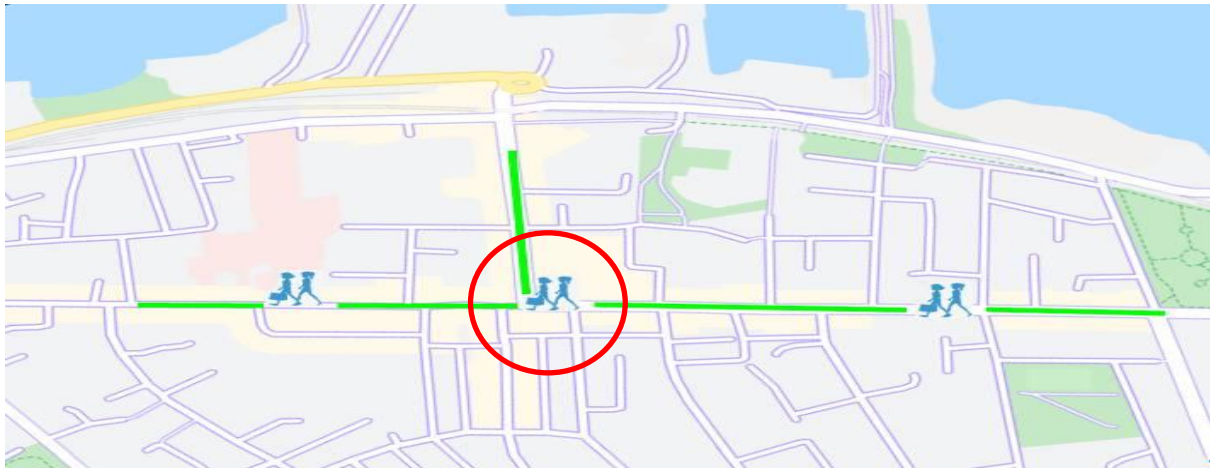
Footfall Report

Marine Road Junction

Dun Laoghaire







### Headlines

- The total number of pedestrian movements to Marine Road Junction area this week is **81,715**, down **3%** on previous week
- The busiest day in week commencing 6/09/2021 was Saturday with **14,262** visitors



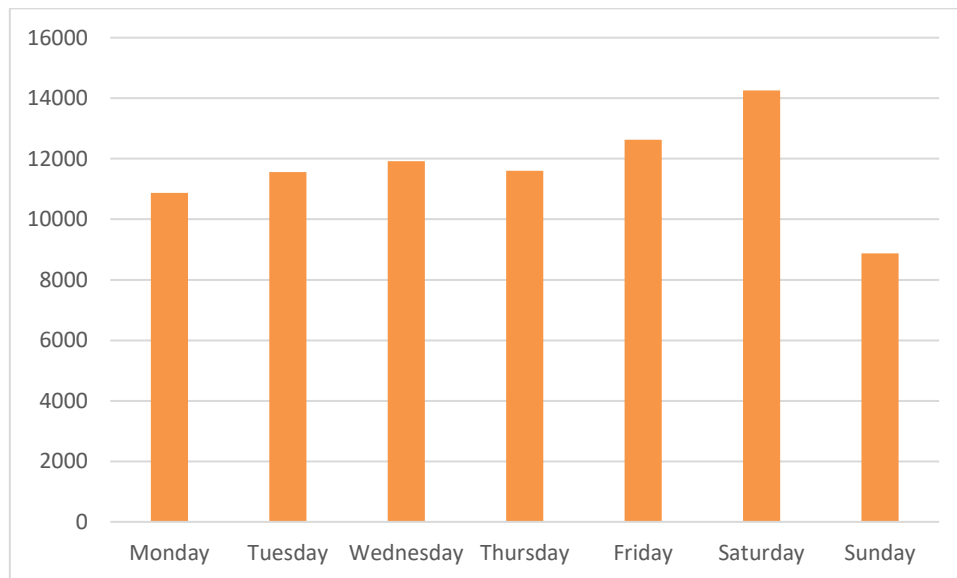
Sensor locations

### Weather

Location	09/06/2021	09/07/2021	09/08/2021	09/09/2021	09/10/2021	09/11/2021	09/12/2021
<b>Dun Laoghaire, Ireland</b> Dun Laoghaire, Ireland	 <b>22°C</b> 14°C  0%  14kph	 <b>22°C</b> 13°C  0%  17kph	 <b>22°C</b> 14°C  0%  17kph	 <b>20°C</b> 16°C  0%  12kph	 <b>20°C</b> 15°C  0%  22kph	 <b>19°C</b> 14°C  0%  21kph	 <b>14°C</b> 11°C  0%  13kph

### Pedestrian Volumes Per Day – Marine Road Junction

---

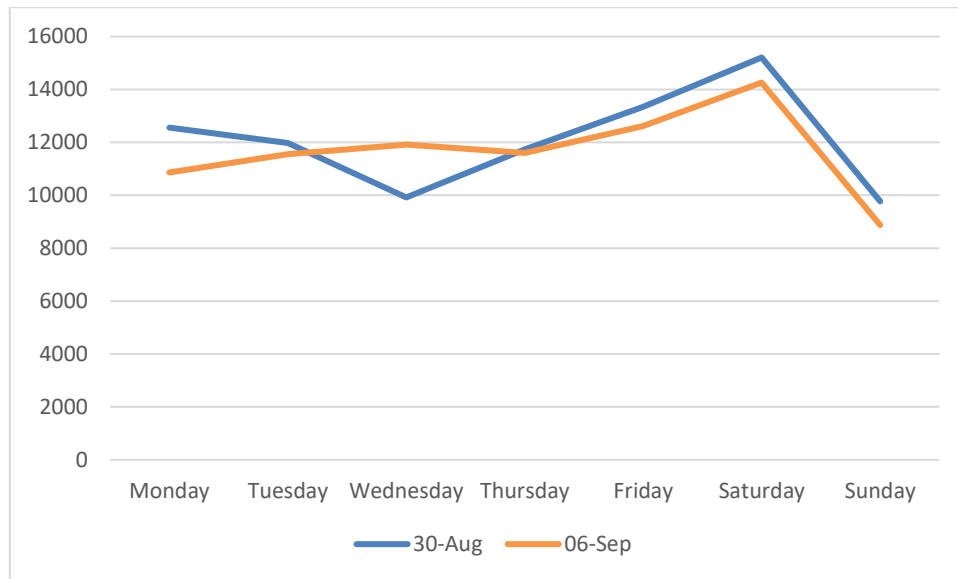


### Footfall Volumes Per Day – Marine Road Junction

---

Day	Pedestrians
Monday	10868
Tuesday	11559
Wednesday	11922
Thursday	11607
Friday	12623
Saturday	14262
Sunday	8874
<b>Grand Total</b>	<b>81715</b>

Footfall Volumes Per Week Comparison – Marine Road Junction



Footfall Volumes Per Week Comparison – Marine Road Junction

Day	30-Aug	6-Sep	+/-
Monday	12553	10868	-13%
Tuesday	11983	11559	-4%
Wednesday	9922	11922	20%
Thursday	11736	11607	-1%
Friday	13343	12623	-5%
Saturday	15211	14262	-6%
Sunday	9772	8874	-9%
<b>Grand Total</b>	<b>84520</b>	<b>81715</b>	<b>-3%</b>