

4 October 2021 – 10 October 2021

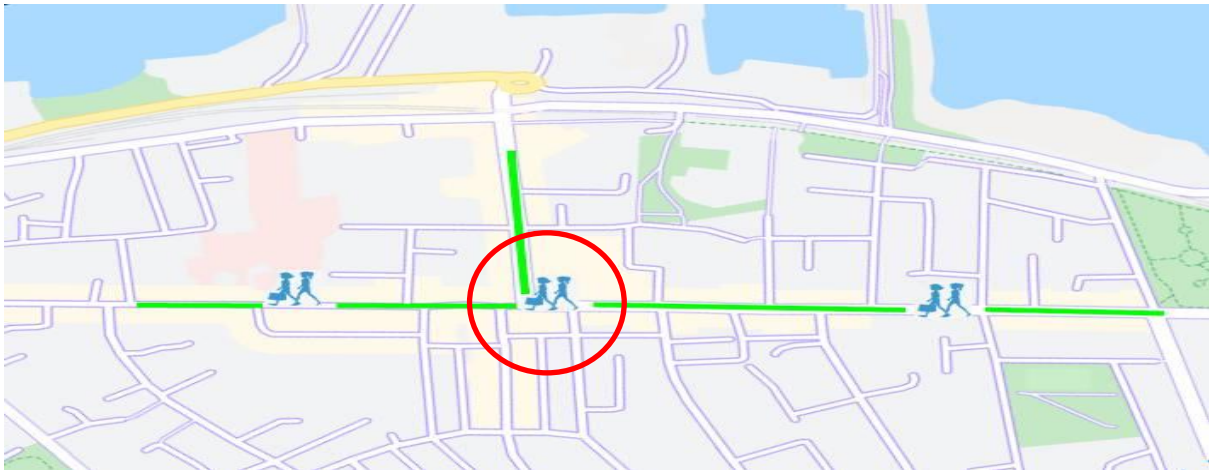
Footfall Report

Marine Road Junction

Dun Laoghaire






















### Headlines

- The total number of pedestrian movements to Marine Road Junction area this week is **83,631**, up **3%** on previous week
- The busiest day in week commencing 4/10/2021 was Saturday with **14,127** visitors



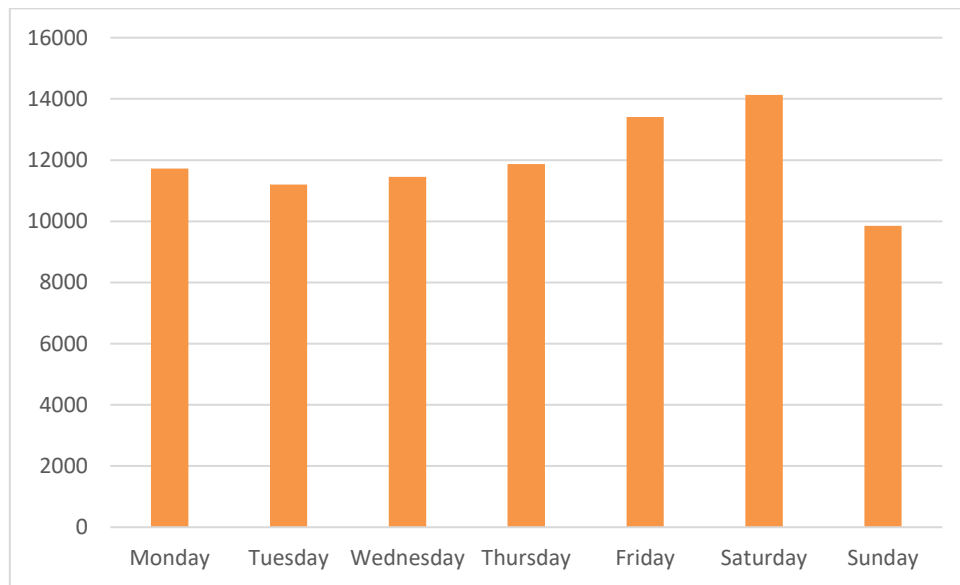
Sensor locations

### Weather

Location	10/04/2021	10/05/2021	10/06/2021	10/07/2021	10/08/2021	10/09/2021	10/10/2021
<b>Dun Laoghaire, Ireland</b> Dun Laoghaire, Ireland	 <b>14°C</b> 8°C  0.9mm  21kph	 <b>14°C</b> 7.3°C  2.2mm  34kph	 <b>17°C</b> 7.2°C  0.65mm  25kph	 <b>20°C</b> 16°C  0%  29kph	 <b>18°C</b> 15°C  7.1mm  23kph	 <b>18°C</b> 8.4°C  0%  23kph	 <b>14°C</b> 6.5°C  0%  22kph

### Pedestrian Volumes Per Day – Marine Road Junction

---

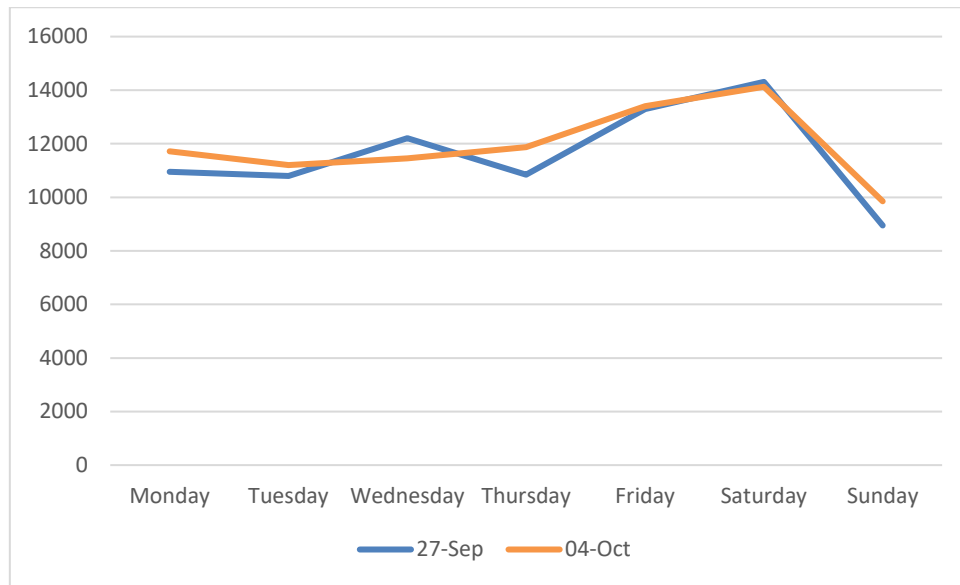


### Footfall Volumes Per Day – Marine Road Junction

---

Day	Pedestrians
Monday	11721
Tuesday	11205
Wednesday	11449
Thursday	11874
Friday	13404
Saturday	14127
Sunday	9851
<b>Grand Total</b>	<b>83631</b>

Footfall Volumes Per Week Comparison – Marine Road Junction



Footfall Volumes Per Week Comparison – Marine Road Junction

Day	27-Sep	4-Oct	+/-
Monday	10952	11721	7%
Tuesday	10795	11205	4%
Wednesday	12211	11449	-6%
Thursday	10842	11874	10%
Friday	13300	13404	1%
Saturday	14310	14127	-1%
Sunday	8948	9851	10%
<b>Grand Total</b>	<b>81358</b>	<b>83631</b>	<b>3%</b>