

2 August 2021 – 8 August 2021

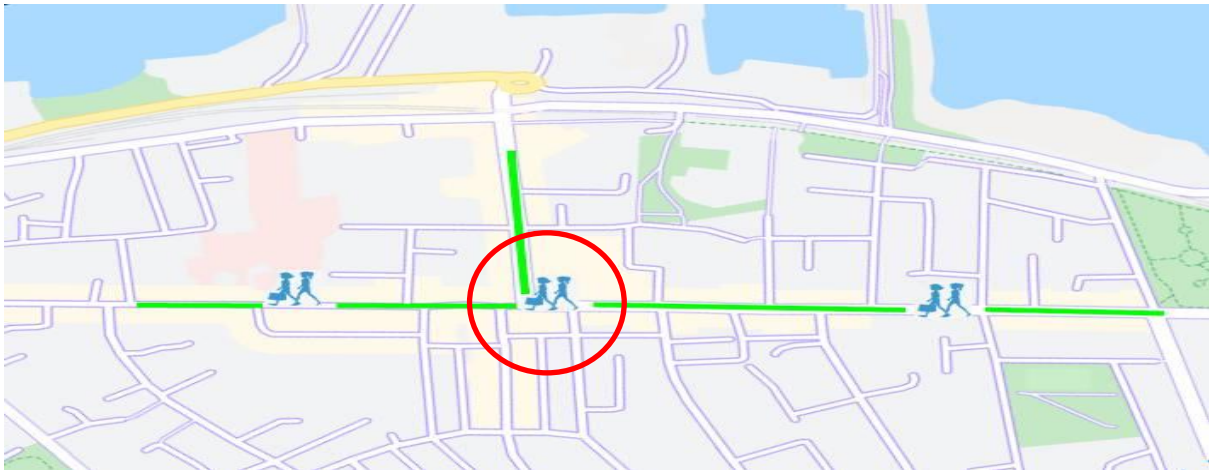
Footfall Report

Marine Road Junction

Dun Laoghaire






















Headlines

- The total number of pedestrian movements to Marine Road Junction area this week is **71,991**, down **6%** on previous week
- The busiest day in week commencing 02/08/2021 was Friday with **12,253** visitors

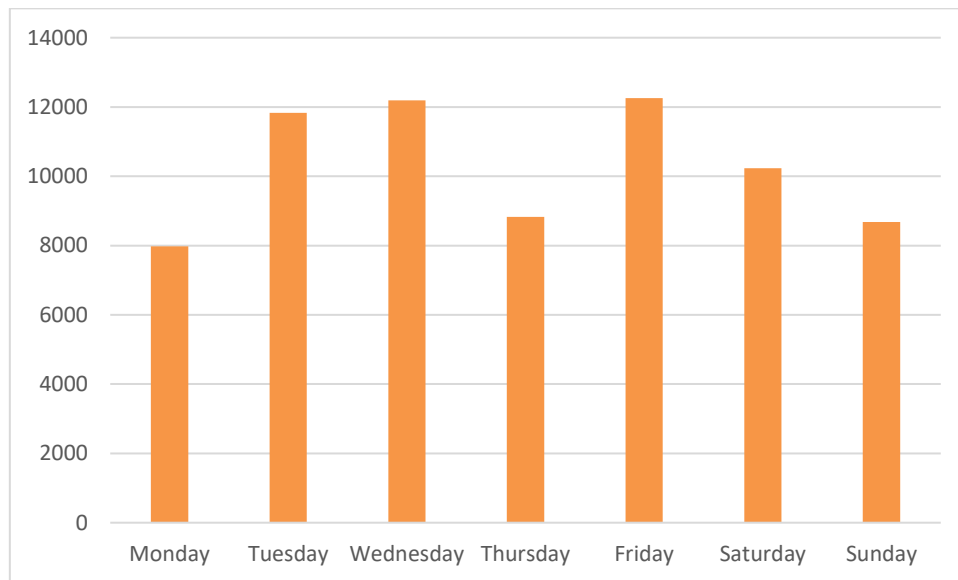


Sensor locations

Weather

Location	08/02/2021	08/03/2021	08/04/2021	08/05/2021	08/06/2021	08/07/2021	08/08/2021
Dun Laoghaire, Ireland Dun Laoghaire, Ireland	 16°C 7.5°C	 17°C 11°C	 21°C 11°C	 19°C 14°C	 18°C 14°C	 17°C 14°C	 19°C 13°C
	 0.1mm	 1.2mm	 0.3mm	 0%	 0%	 0%	 0%
	 17kph	 11kph	 23kph	 32kph	 34kph	 35kph	 36kph

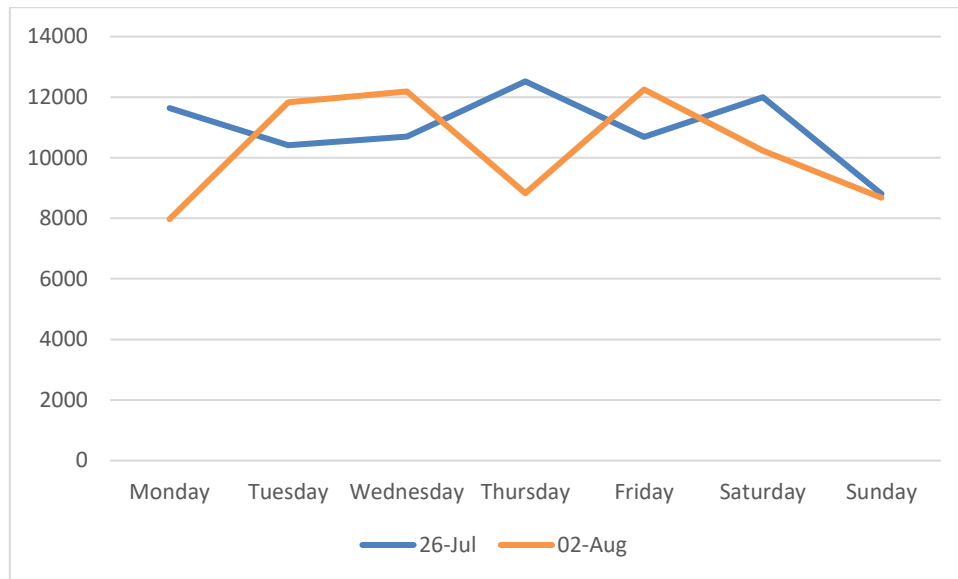
Pedestrian Volumes Per Day – Marine Road Junction



Footfall Volumes Per Day – Marine Road Junction

Day	Pedestrians
Monday	7974
Tuesday	11830
Wednesday	12192
Thursday	8831
Friday	12253
Saturday	10233
Sunday	8678
Grand Total	71991

Footfall Volumes Per Week Comparison – Marine Road Junction



Footfall Volumes Per Week Comparison – Marine Road Junction

Day	26-Jul	02-Aug	+/-
Monday	11637	7974	-31%
Tuesday	10413	11830	14%
Wednesday	10697	12192	14%
Thursday	12521	8831	-29%
Friday	10693	12253	15%
Saturday	12002	10233	-15%
Sunday	8807	8678	-1%
Grand Total	76770	71991	-6%