

1 November 2021 – 7 November 2021

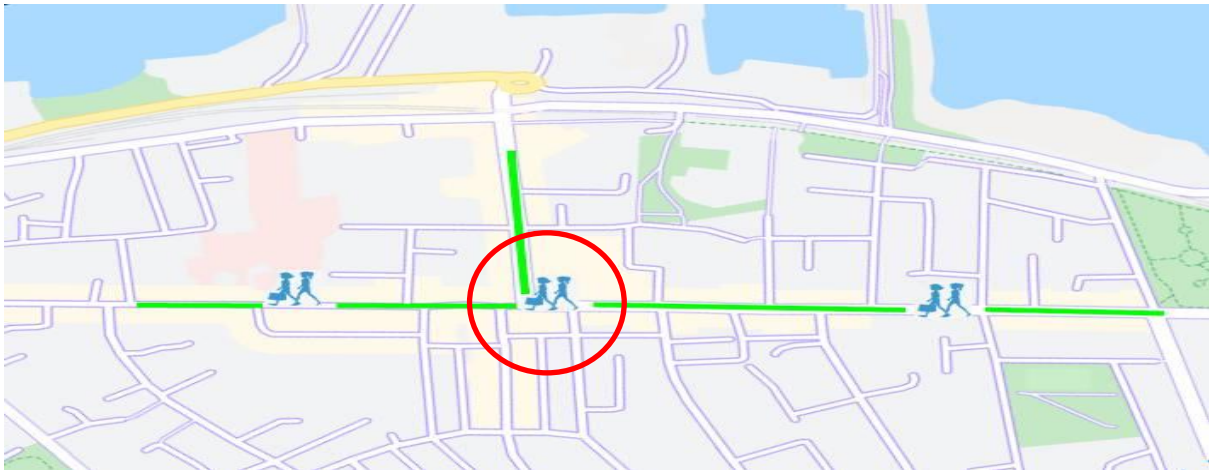
Footfall Report

Marine Road Junction

Dun Laoghaire






















Headlines

- The total number of pedestrian movements to Marine Road Junction area this week is **81,051**, nearly **0%** change on previous week
- The busiest day in week commencing 1/11/2021 was Saturday with **13,225** visitors

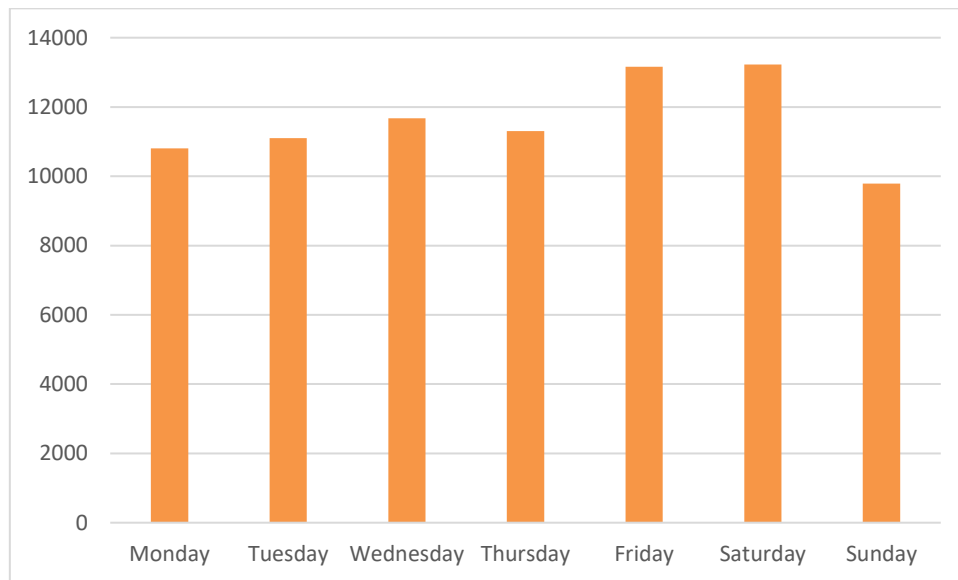


Sensor locations

Weather

Location	11/01/2021	11/02/2021	11/03/2021	11/04/2021	11/05/2021	11/06/2021	11/07/2021
Dun Laoghaire, Ireland Dun Laoghaire, Ireland	 10°C 5°C  2.7mm  38kph	 9.9°C 4°C  0%  20kph	 9.4°C 3.2°C  0%  28kph	 9.8°C 3.5°C  0%  21kph	 11°C 6.9°C  0%  24kph	 14°C 8°C  0.6mm  39kph	 11°C 5.4°C  0%  32kph

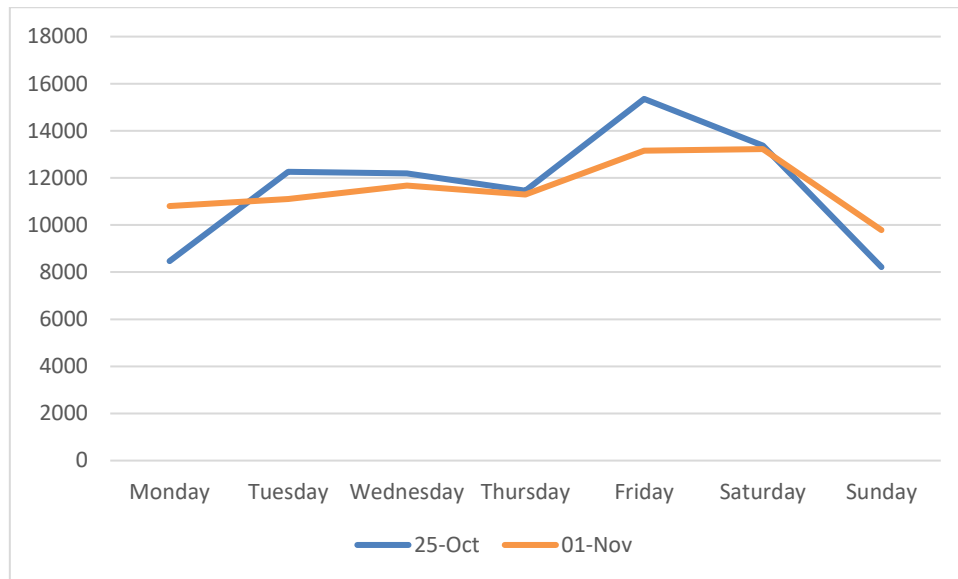
Pedestrian Volumes Per Day – Marine Road Junction



Footfall Volumes Per Day – Marine Road Junction

Day	Pedestrians
Monday	10802
Tuesday	11103
Wednesday	11673
Thursday	11301
Friday	13162
Saturday	13225
Sunday	9785
Grand Total	81051

Footfall Volumes Per Week Comparison – Marine Road Junction



Footfall Volumes Per Week Comparison – Marine Road Junction

Day	25-Oct	1-Nov	+/-
Monday	8467	10802	28%
Tuesday	12262	11103	-9%
Wednesday	12186	11673	-4%
Thursday	11463	11301	-1%
Friday	15356	13162	-14%
Saturday	13374	13225	-1%
Sunday	8214	9785	19%
Grand Total	81322	81051	0%