

30 August 2021 – 5 September 2021

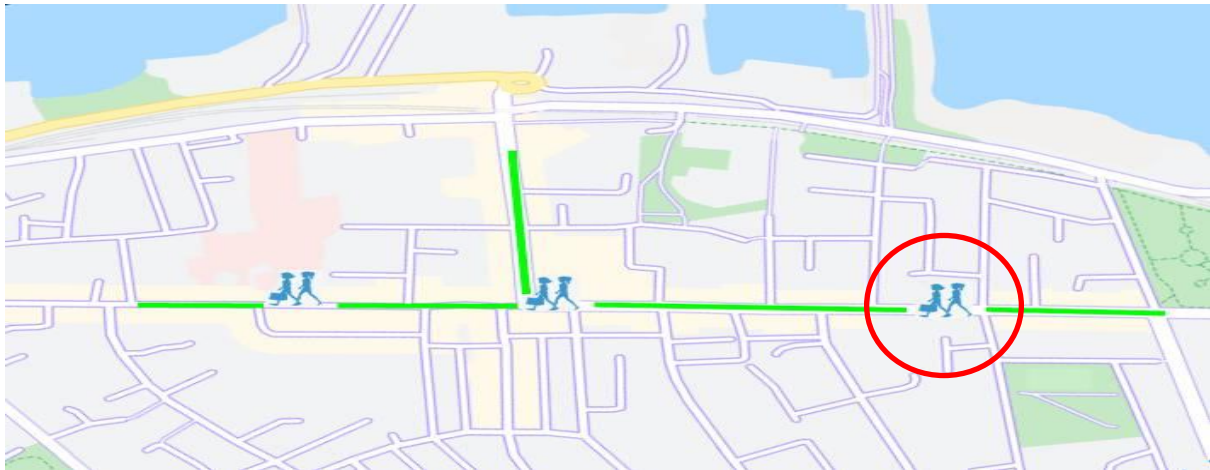
Footfall Report

Georges Street Upper

Dun Laoghaire






















Headlines

- The total number of pedestrian movements to Georges Street Upper area this week is **42,157**, up **2%** on previous week
- The busiest day in week commencing 30/08/2021 was Friday with **7,427** visitors

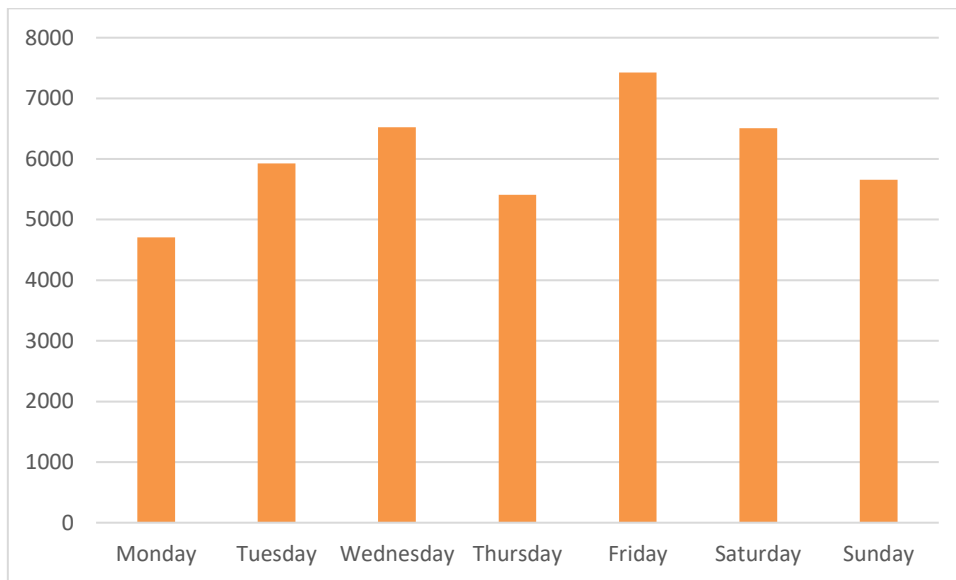


Sensor locations

Weather

Location	08/30/2021	08/31/2021	09/01/2021	09/02/2021	09/03/2021	09/04/2021	09/05/2021
Dun Laoghaire, Ireland Dun Laoghaire, Ireland	 15°C 12°C  0%  19kph	 14°C 13°C  0%  22kph	 16°C 12°C  0%  20kph	 15°C 9.7°C  0%  23kph	 16°C 10°C  0%  19kph	 18°C 12°C  0%  16kph	 21°C 14°C  0%  19kph

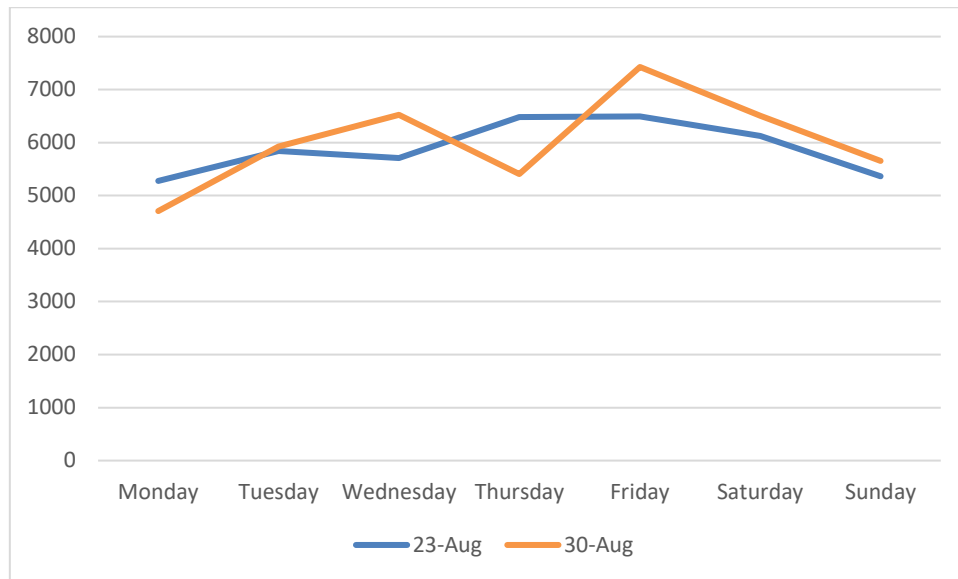
Pedestrian Volumes Per Day – Georges Street Upper



Footfall Volumes Per Day – Georges Street Upper

Day	Pedestrians
Monday	4708
Tuesday	5928
Wednesday	6524
Thursday	5409
Friday	7427
Saturday	6506
Sunday	5655
Grand Total	42157

Footfall Volumes Per Week Comparison – Georges Street Upper



Footfall Volumes Per Week Comparison – Georges Street Upper

Day	23-Aug	30-Aug	+/-
Monday	5277	4708	-11%
Tuesday	5840	5928	2%
Wednesday	5709	6524	14%
Thursday	6481	5409	-17%
Friday	6494	7427	14%
Saturday	6125	6506	6%
Sunday	5364	5655	5%
Grand Total	41290	42157	2%