

27 September 2021 – 3 October 2021

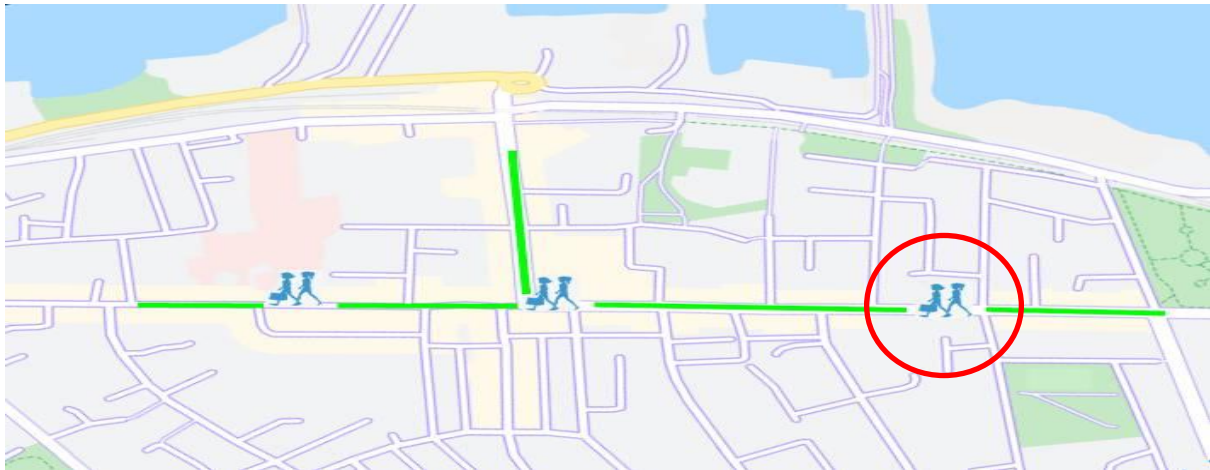
Footfall Report

Georges Street Upper

Dun Laoghaire






















Headlines

- The total number of pedestrian movements to Georges Street Upper area this week is **31,672**, down **8%** on previous week
- The busiest day in week commencing 27/09/2021 was Wednesday with **5,393** visitors

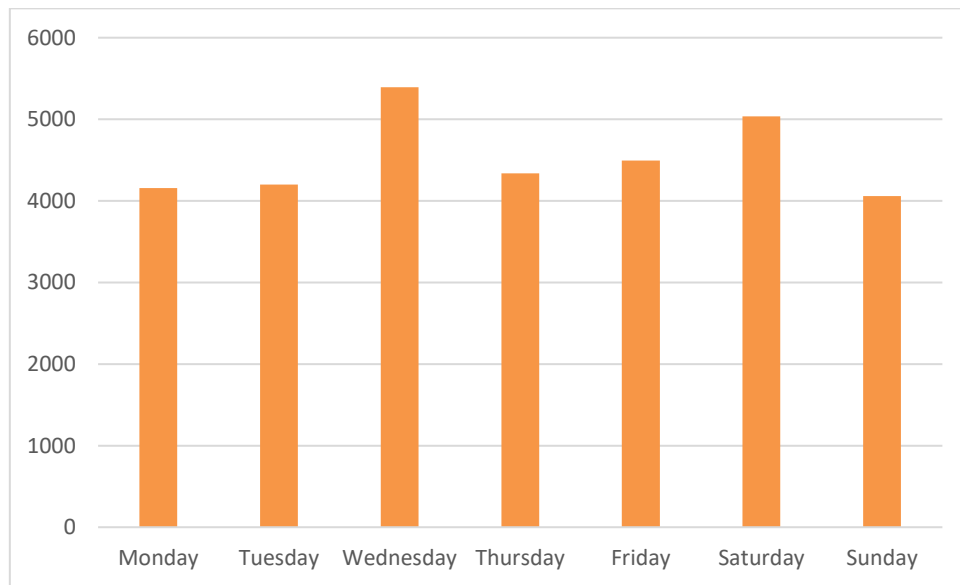


Sensor locations

Weather

Location	09/27/2021	09/28/2021	09/29/2021	09/30/2021	10/01/2021	10/02/2021	10/03/2021
Dun Laoghaire, Ireland Dun Laoghaire, Ireland	 15°C 9°C	 14°C 7°C	 13°C 5.4°C	 16°C 10°C	 14°C 8.1°C	 13°C 7.5°C	 14°C 7.1°C
	 16mm	 0.2mm	 0.45mm	 6.7mm	 1.3mm	 1.6mm	 2.7mm
	 36kph	 25kph	 30kph	 31kph	 35kph	 30kph	 36kph

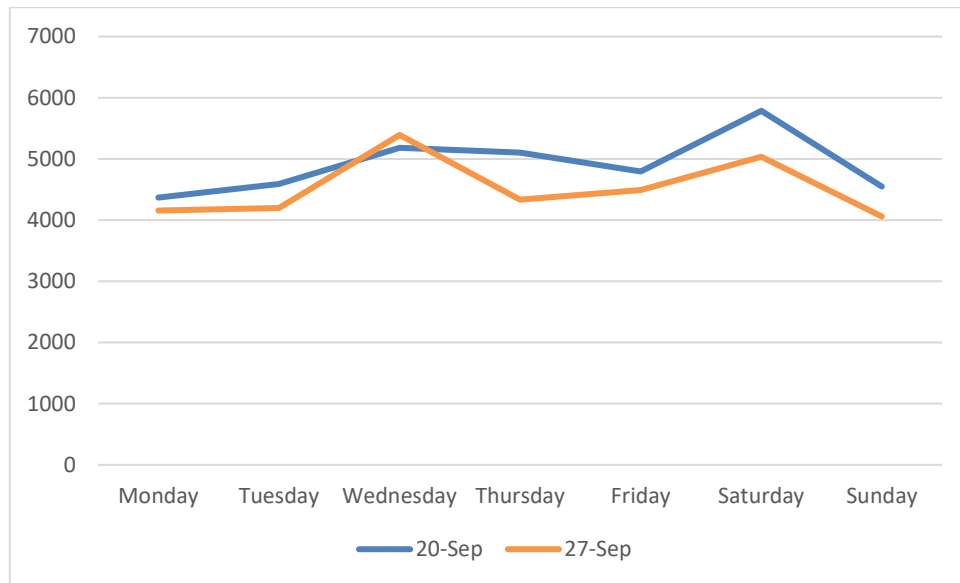
Pedestrian Volumes Per Day – Georges Street Upper



Footfall Volumes Per Day – Georges Street Upper

Day	Pedestrians
Monday	4156
Tuesday	4199
Wednesday	5393
Thursday	4337
Friday	4493
Saturday	5034
Sunday	4060
Grand Total	31672

Footfall Volumes Per Week Comparison – Georges Street Upper



Footfall Volumes Per Week Comparison – Georges Street Upper

Day	20-Sep	27-Sep	+/-
Monday	4369	4156	-5%
Tuesday	4591	4199	-9%
Wednesday	5183	5393	4%
Thursday	5103	4337	-15%
Friday	4795	4493	-6%
Saturday	5787	5034	-13%
Sunday	4552	4060	-11%
Grand Total	34380	31672	-8%