

26 July 2021 – 1 August 2021

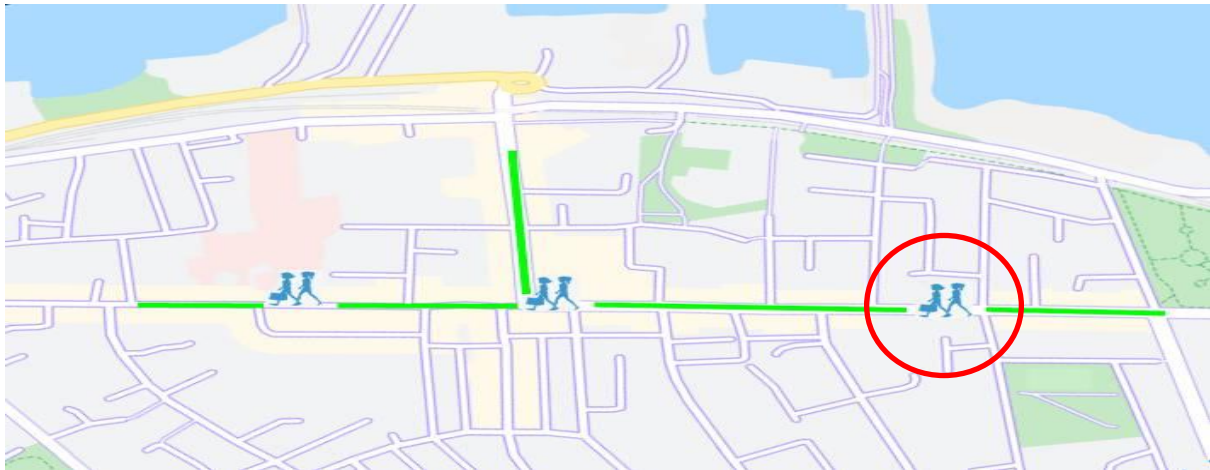
Footfall Report

Georges Street Upper

Dun Laoghaire






















Headlines

- The total number of pedestrian movements to Georges Street Upper area this week is **33,218**, down **20%** on previous week
- The busiest day in week commencing 26/07/2021 was Monday with **6,007** visitors

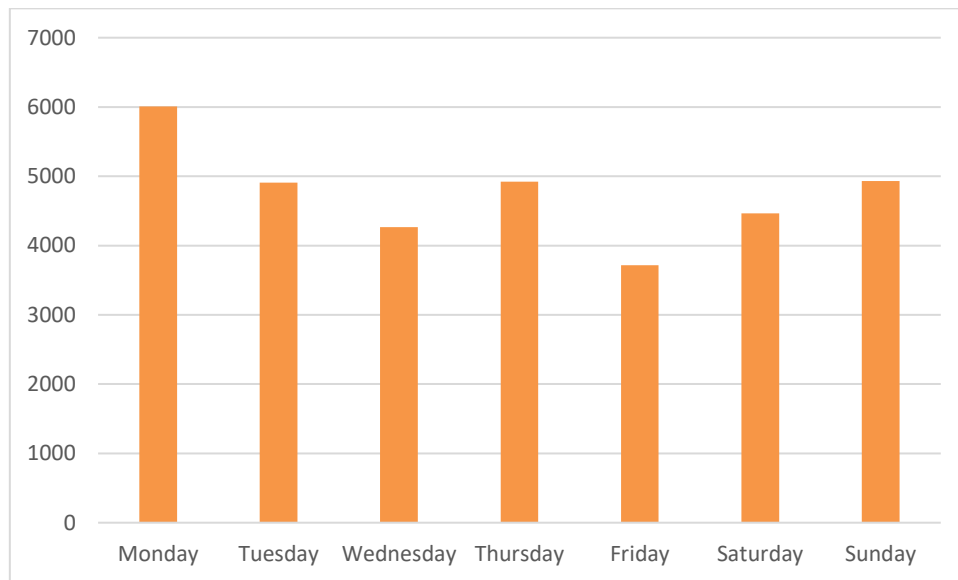


Sensor locations

Weather

Location	07/26/2021	07/27/2021	07/28/2021	07/29/2021	07/30/2021	07/31/2021	08/01/2021
Dun Laoghaire, Ireland Dun Laoghaire, Ireland	 20°C 11°C  0%  18kph	 20°C 13°C  4.6mm  22kph	 16°C 12°C  6.2mm  31kph	 18°C 10°C  0.1mm  29kph	 18°C 13°C  26mm  20kph	 18°C 13°C  2.2mm  18kph	 18°C 11°C  0.6mm  15kph

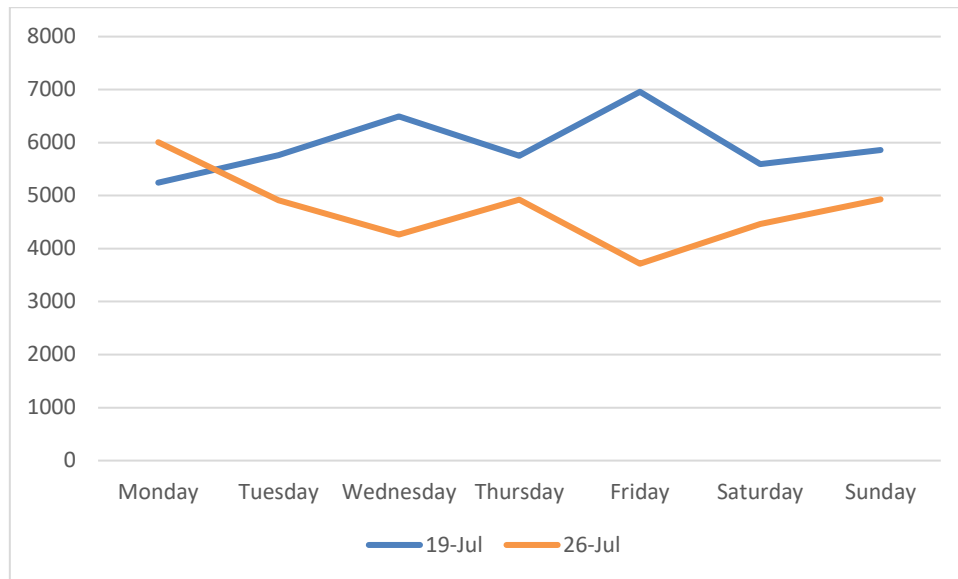
Pedestrian Volumes Per Day – Georges Street Upper



Footfall Volumes Per Day – Georges Street Upper

Day	Pedestrians
Monday	6007
Tuesday	4909
Wednesday	4267
Thursday	4924
Friday	3715
Saturday	4464
Sunday	4932
Grand Total	33218

Footfall Volumes Per Week Comparison – Georges Street Upper



Footfall Volumes Per Week Comparison – Georges Street Upper

Day	19-Jul	26-Jul	+/-
Monday	5244	6007	15%
Tuesday	5763	4909	-15%
Wednesday	6494	4267	-34%
Thursday	5752	4924	-14%
Friday	6959	3715	-47%
Saturday	5594	4464	-20%
Sunday	5862	4932	-16%
Grand Total	41668	33218	-20%