

25 October 2021 – 31 October 2021

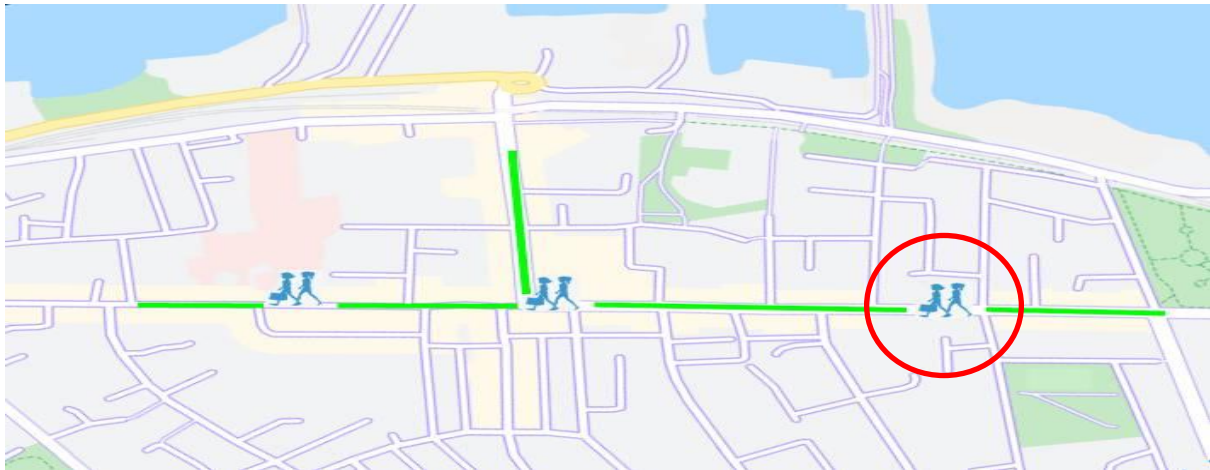
Footfall Report

Georges Street Upper

Dun Laoghaire




















Headlines

- The total number of pedestrian movements to Georges Street Upper area this week is **30,042**, down **6%** on previous week
- The busiest day in week commencing 25/10/2021 was Saturday with **5,230** visitors

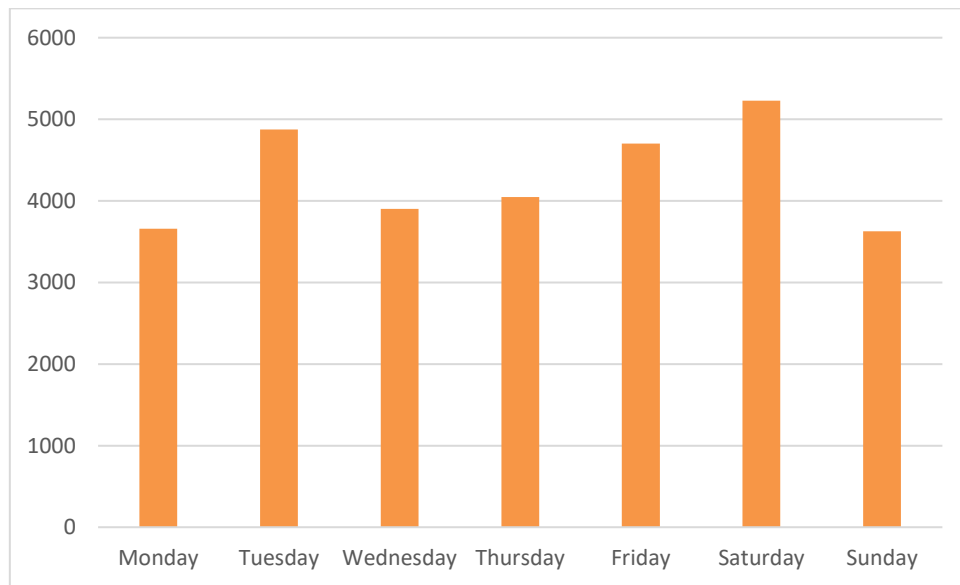


Sensor locations

Weather

Location	10/25/2021	10/26/2021	10/27/2021	10/28/2021	10/29/2021	10/30/2021	10/31/2021
Dun Laoghaire, Ireland Dun Laoghaire, Ireland	 13°C 8.4°C  0%  25kph	 17°C 9.8°C  0.7mm  34kph	 17°C 15°C  2.5mm  33kph	 15°C 11°C  19mm  23kph	 12°C 8.6°C  6.1mm  20kph	 11°C 5.9°C  2.8mm  23kph	 11°C 7.5°C  10mm  34kph

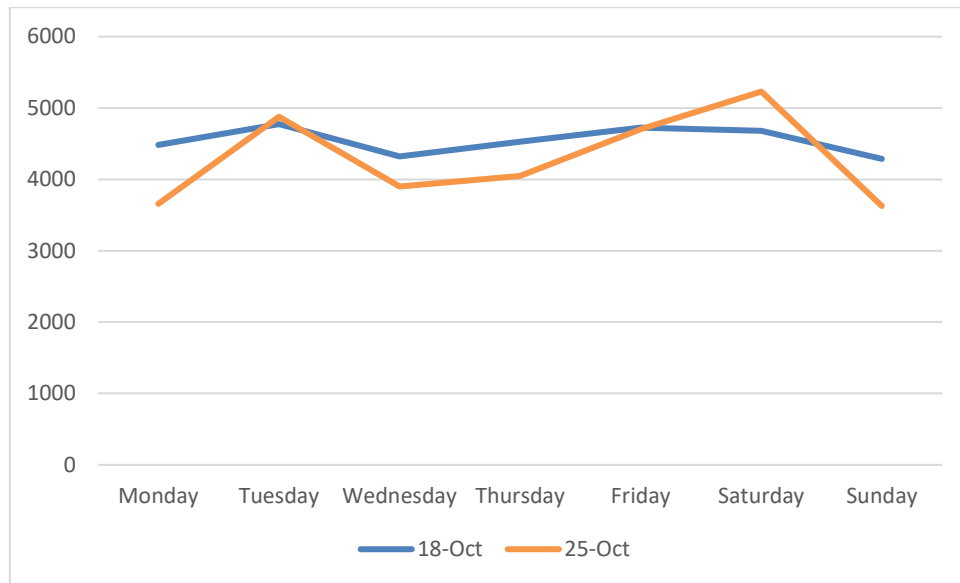
Pedestrian Volumes Per Day – Georges Street Upper



Footfall Volumes Per Day – Georges Street Upper

Day	Pedestrians
Monday	3658
Tuesday	4876
Wednesday	3901
Thursday	4047
Friday	4703
Saturday	5230
Sunday	3627
Grand Total	30042

Footfall Volumes Per Week Comparison – Georges Street Upper



Footfall Volumes Per Week Comparison – Georges Street Upper

Day	18-Oct	25-Oct	+/-
Monday	4484	3658	-18%
Tuesday	4774	4876	2%
Wednesday	4322	3901	-10%
Thursday	4528	4047	-11%
Friday	4724	4703	0%
Saturday	4680	5230	12%
Sunday	4287	3627	-15%
Grand Total	31799	30042	-6%