

23 August 2021 – 29 August 2021

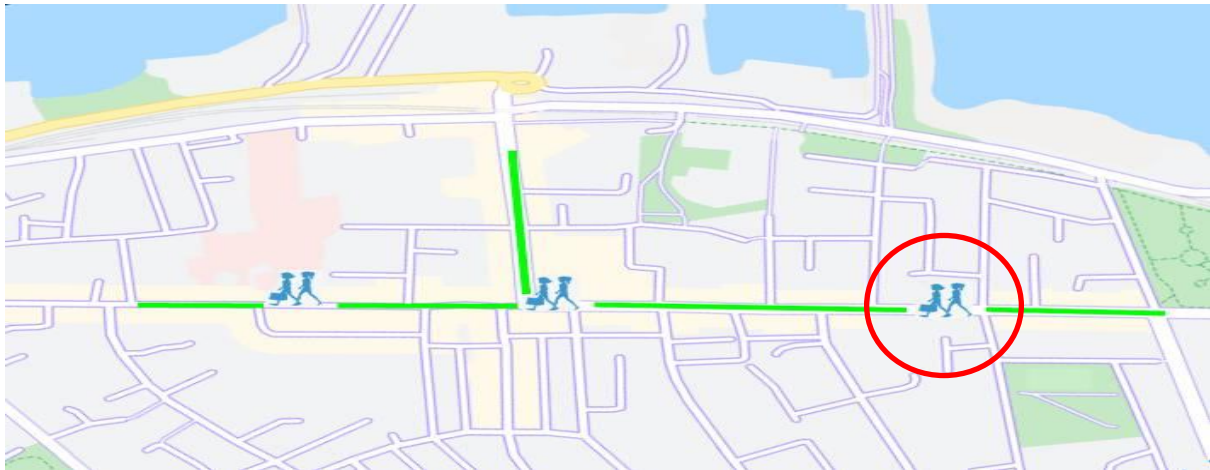
Footfall Report

Georges Street Upper

Dun Laoghaire






















Headlines

- The total number of pedestrian movements to Georges Street Upper area this week is **41,290**, up **7%** on previous week
- The busiest day in week commencing 23/08/2021 was Friday with **6,494** visitors

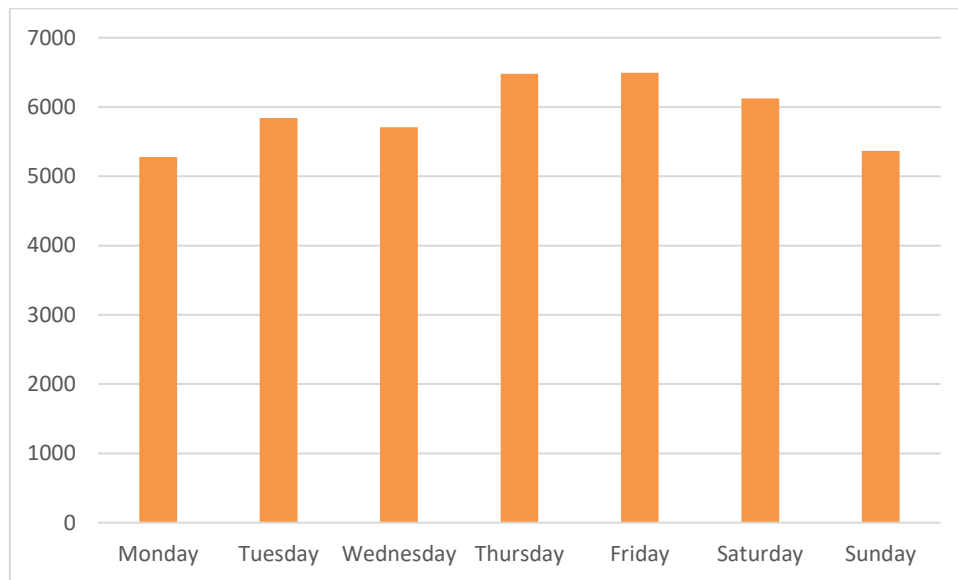


Sensor locations

Weather

Location	08/23/2021	08/24/2021	08/25/2021	08/26/2021	08/27/2021	08/28/2021	08/29/2021
Dun Laoghaire, Ireland Dun Laoghaire, Ireland	 20°C 10°C	 20°C 12°C	 22°C 9.6°C	 21°C 11°C	 19°C 11°C	 20°C 9.7°C	 17°C 8.8°C
	 0%	 0.3mm	 0%	 0%	 0.1mm	 0%	 0%
	 16kph	 20kph	 17kph	 17kph	 19kph	 12kph	 17kph

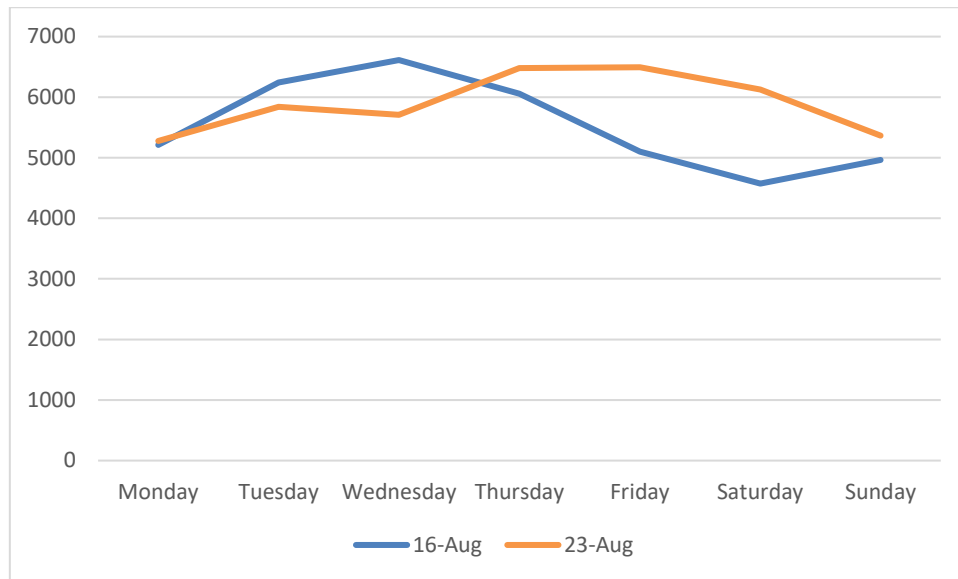
Pedestrian Volumes Per Day – Georges Street Upper



Footfall Volumes Per Day – Georges Street Upper

Day	Pedestrians
Monday	5277
Tuesday	5840
Wednesday	5709
Thursday	6481
Friday	6494
Saturday	6125
Sunday	5364
Grand Total	41290

Footfall Volumes Per Week Comparison – Georges Street Upper



Footfall Volumes Per Week Comparison – Georges Street Upper

Day	16-Aug	23-Aug	+/-
Monday	5211	5277	1%
Tuesday	6245	5840	-6%
Wednesday	6613	5709	-14%
Thursday	6056	6481	7%
Friday	5102	6494	27%
Saturday	4573	6125	34%
Sunday	4961	5364	8%
Grand Total	38761	41290	7%