

22 November 2021 – 28 November 2021

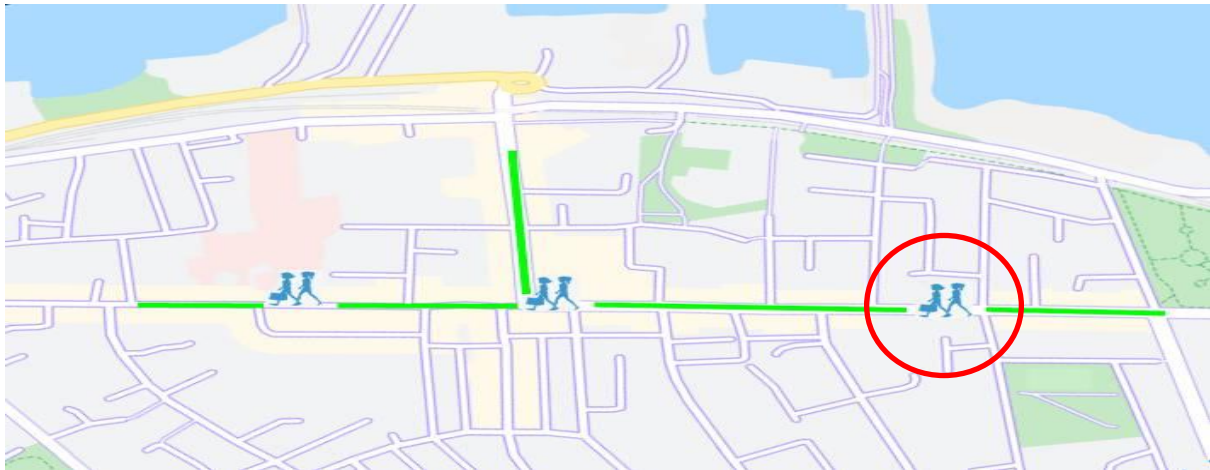
Footfall Report

Georges Street Upper

Dun Laoghaire






















Headlines

- The total number of pedestrian movements to Georges Street Upper area this week is **31,040**, down **8%** on previous week
- The busiest day in week commencing 22/11/2021 was Tuesday with **4,973** visitors

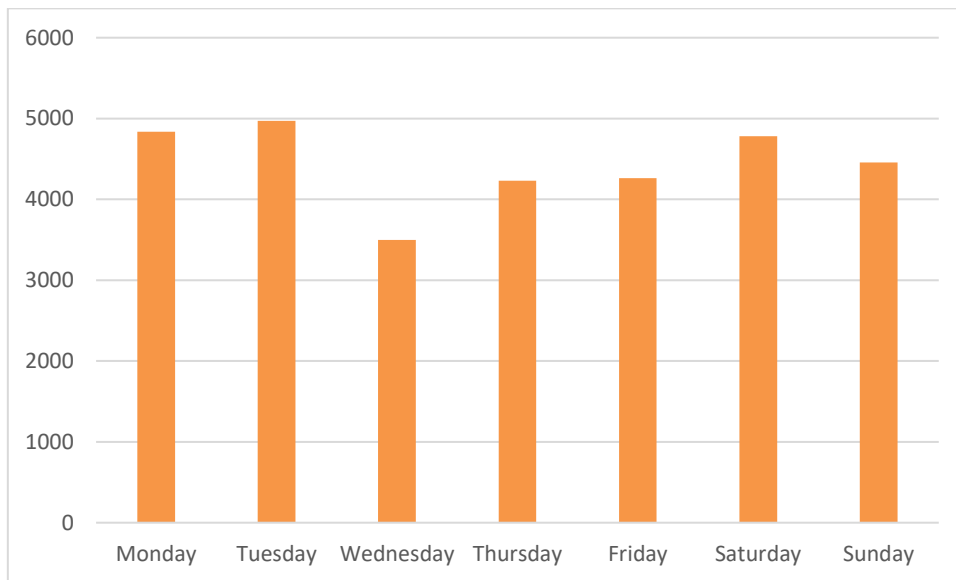


Sensor locations

Weather

Location	11/22/2021	11/23/2021	11/24/2021	11/25/2021	11/26/2021	11/27/2021	11/28/2021
Dun Laoghaire, Ireland Dun Laoghaire, Ireland	 7.5°C -1°C  0%  13kph	 6.9°C 0.3°C  0%  15kph	 7°C 0.8°C  0.42mm  20kph	 6°C 1.1°C  0.1mm  26kph	 7.8°C 2.3°C  2.3mm  39kph	 4.7°C 0.5°C  0%  38kph	 4.5°C 0°C  0%  22kph

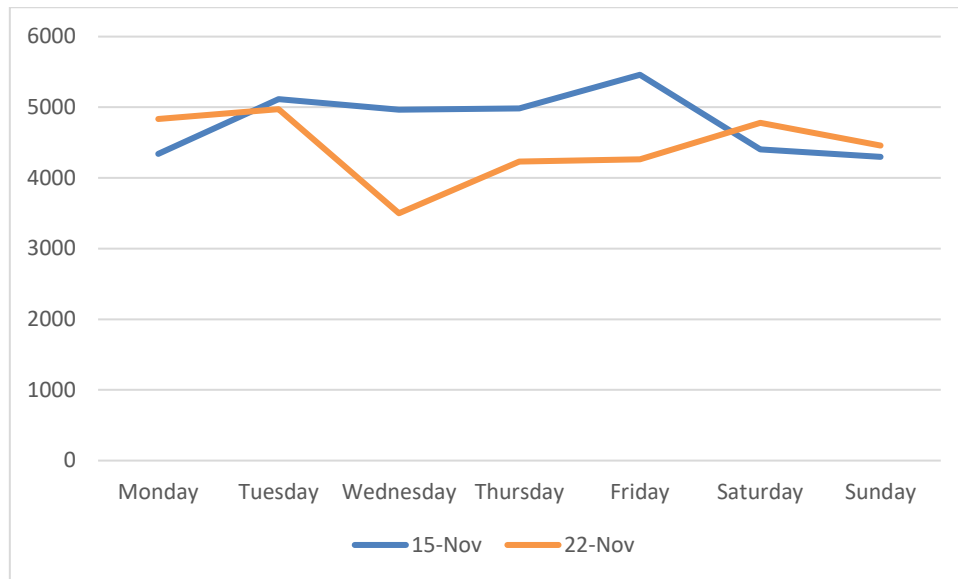
Pedestrian Volumes Per Day – Georges Street Upper



Footfall Volumes Per Day – Georges Street Upper

Day	Pedestrians
Monday	4836
Tuesday	4973
Wednesday	3500
Thursday	4232
Friday	4262
Saturday	4781
Sunday	4456
Grand Total	31040

Footfall Volumes Per Week Comparison – Georges Street Upper



Footfall Volumes Per Week Comparison – Georges Street Upper

Day	15-Nov	22-Nov	+/-
Monday	4339	4836	11%
Tuesday	5115	4973	-3%
Wednesday	4965	3500	-30%
Thursday	4985	4232	-15%
Friday	5460	4262	-22%
Saturday	4402	4781	9%
Sunday	4298	4456	4%
Grand Total	33564	31040	-8%