

18 October 2021 – 24 October 2021

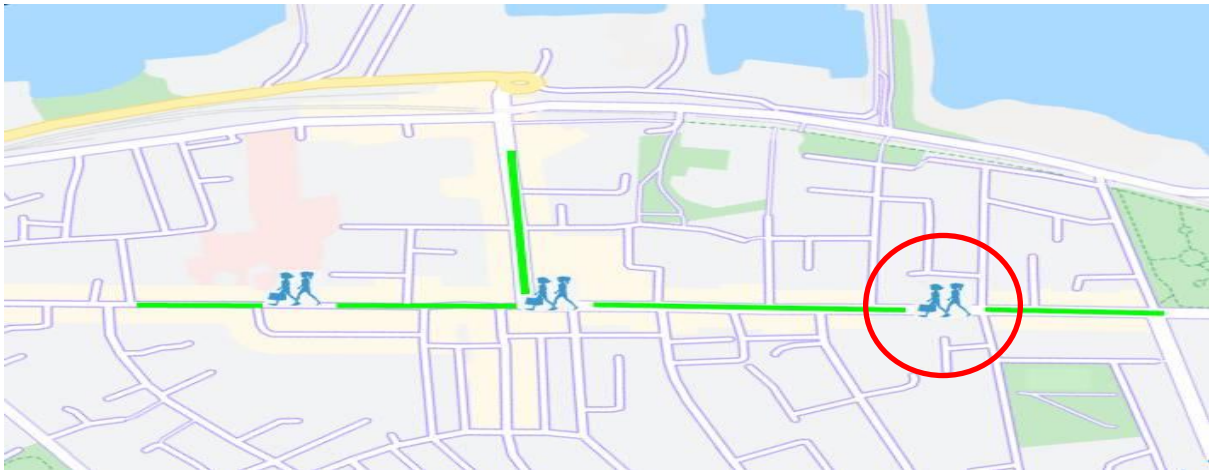
Footfall Report

Georges Street Upper

Dun Laoghaire






















Headlines

- The total number of pedestrian movements to Georges Street Upper area this week is **31,799**, down **9%** on previous week
- The busiest day in week commencing 18/10/2021 was Tuesday with **4,774** visitors

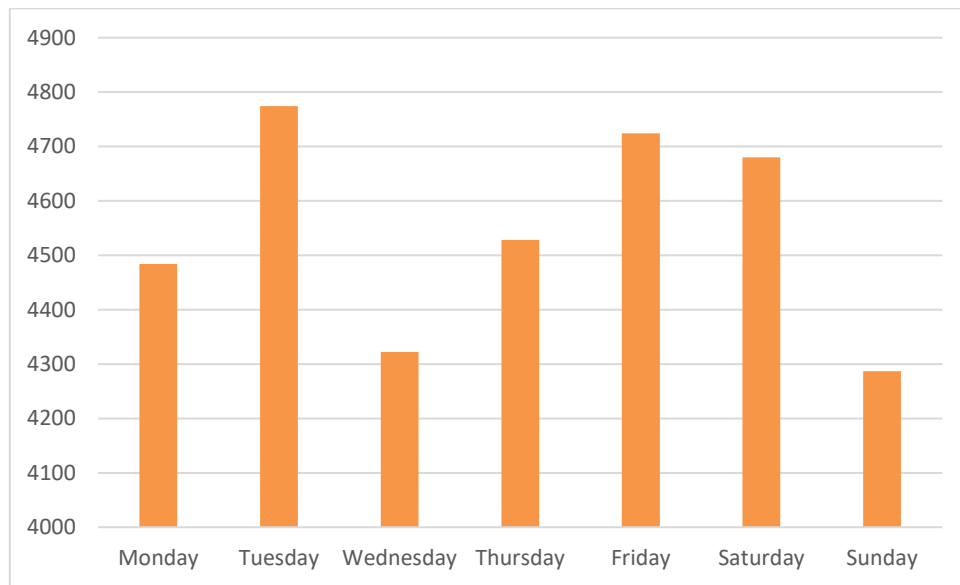


Sensor locations

Weather

Location	10/18/2021	10/19/2021	10/20/2021	10/21/2021	10/22/2021	10/23/2021	10/24/2021
Dun Laoghaire, Ireland Dun Laoghaire, Ireland	 19°C 14°C  0.65mm  28kph	 18°C 12°C  7.9mm  32kph	 12°C 6.7°C  6.1mm  25kph	 11°C 3.5°C  0%  37kph	 12°C 6.9°C  0.2mm  28kph	 13°C 9.4°C  0%  36kph	 15°C 11°C  0.37mm  39kph

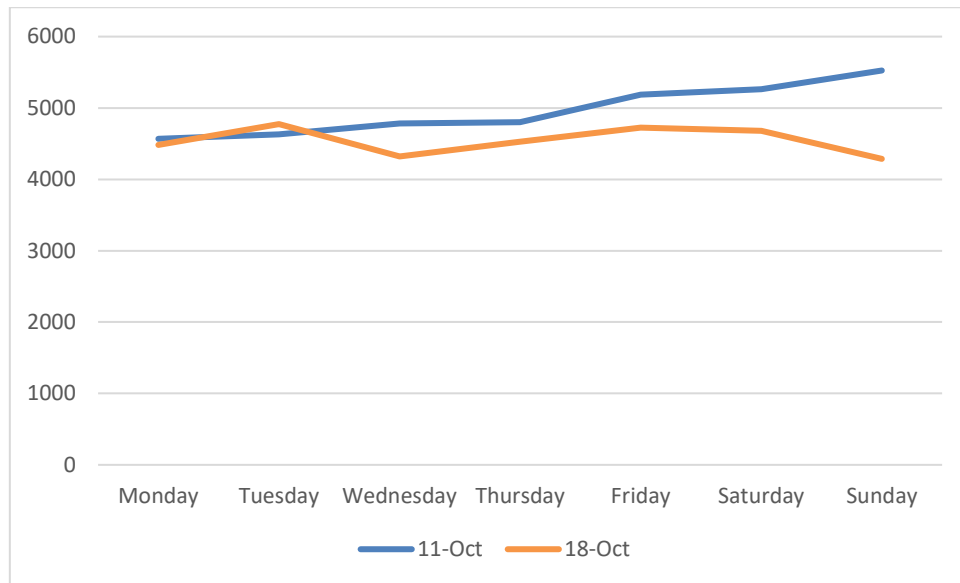
Pedestrian Volumes Per Day – Georges Street Upper



Footfall Volumes Per Day – Georges Street Upper

Day	Pedestrians
Monday	4484
Tuesday	4774
Wednesday	4322
Thursday	4528
Friday	4724
Saturday	4680
Sunday	4287
Grand Total	31799

Footfall Volumes Per Week Comparison – Georges Street Upper



Footfall Volumes Per Week Comparison – Georges Street Upper

Day	11-Oct	18-Oct	+/-
Monday	4568	4484	-2%
Tuesday	4632	4774	3%
Wednesday	4781	4322	-10%
Thursday	4802	4528	-6%
Friday	5186	4724	-9%
Saturday	5264	4680	-11%
Sunday	5525	4287	-22%
Grand Total	34758	31799	-9%