

16 August 2021 – 22 August 2021

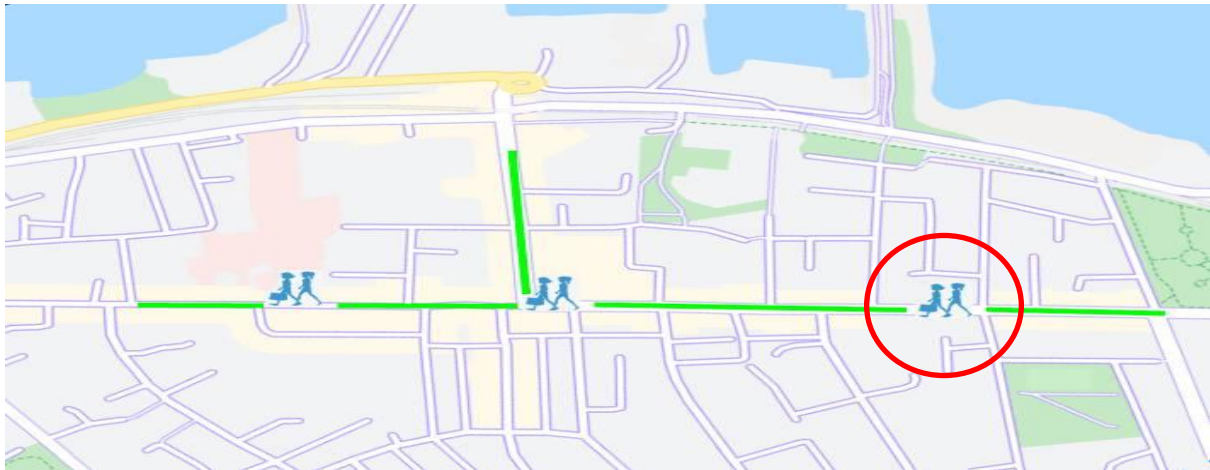
Footfall Report

Georges Street Upper

Dun Laoghaire






















### Headlines

- The total number of pedestrian movements to Georges Street Upper area this week is **38,761**, up **13%** on previous week
- The busiest day in week commencing 16/08/2021 was Wednesday with **6,613** visitors



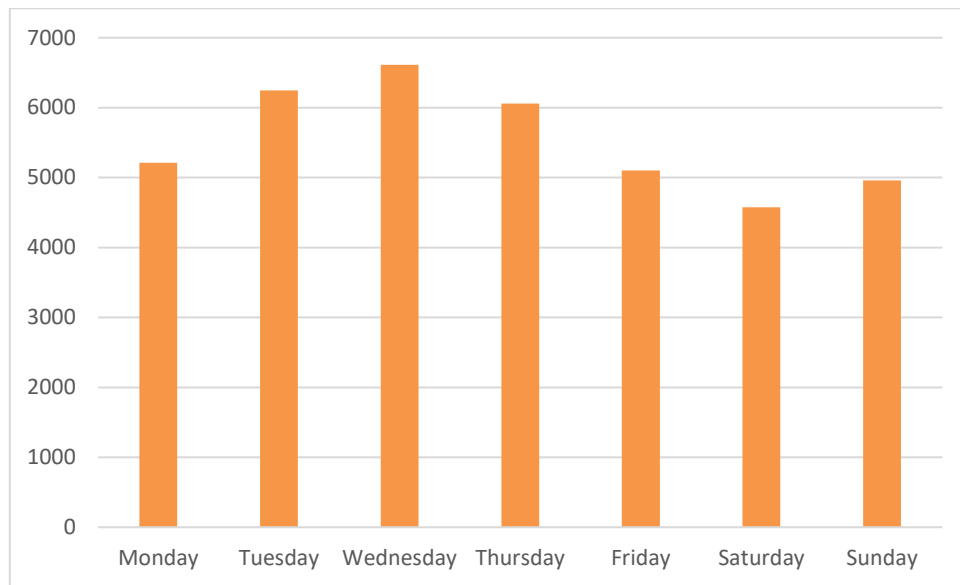
Sensor locations

### Weather

Location	08/16/2021	08/17/2021	08/18/2021	08/19/2021	08/20/2021	08/21/2021	08/22/2021
<b>Dun Laoghaire, Ireland</b> Dun Laoghaire, Ireland	 <b>16°C</b> 12°C  0.1mm  30kph	 <b>18°C</b> 13°C  0.1mm  35kph	 <b>17°C</b> 12°C  0.24mm  23kph	 <b>19°C</b> 12°C  0.55mm  14kph	 <b>20°C</b> 14°C  0%  22kph	 <b>19°C</b> 14°C  0%  16kph	 <b>20°C</b> 12°C  0%  18kph

Pedestrian Volumes Per Day – Georges Street Upper

---

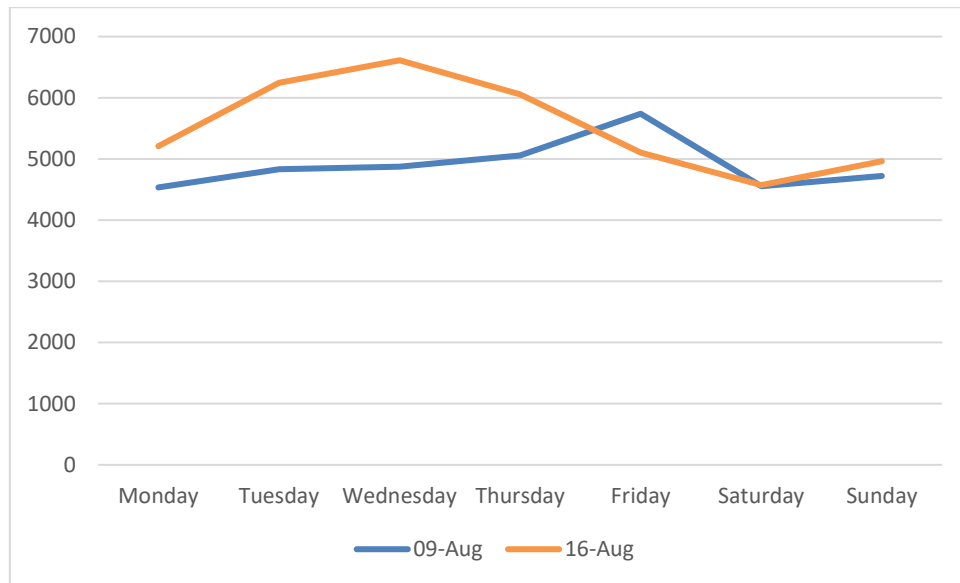


Footfall Volumes Per Day – Georges Street Upper

---

Day	Pedestrians
Monday	5211
Tuesday	6245
Wednesday	6613
Thursday	6056
Friday	5102
Saturday	4573
Sunday	4961
<b>Grand Total</b>	<b>38761</b>

Footfall Volumes Per Week Comparison – Georges Street Upper



Footfall Volumes Per Week Comparison – Georges Street Upper

Day	9-Aug	16-Aug	+/-
Monday	4535	5211	15%
Tuesday	4830	6245	29%
Wednesday	4873	6613	36%
Thursday	5059	6056	20%
Friday	5739	5102	-11%
Saturday	4553	4573	0%
Sunday	4721	4961	5%
<b>Grand Total</b>	<b>34310</b>	<b>38761</b>	<b>13%</b>