

15 November 2021 – 21 November 2021

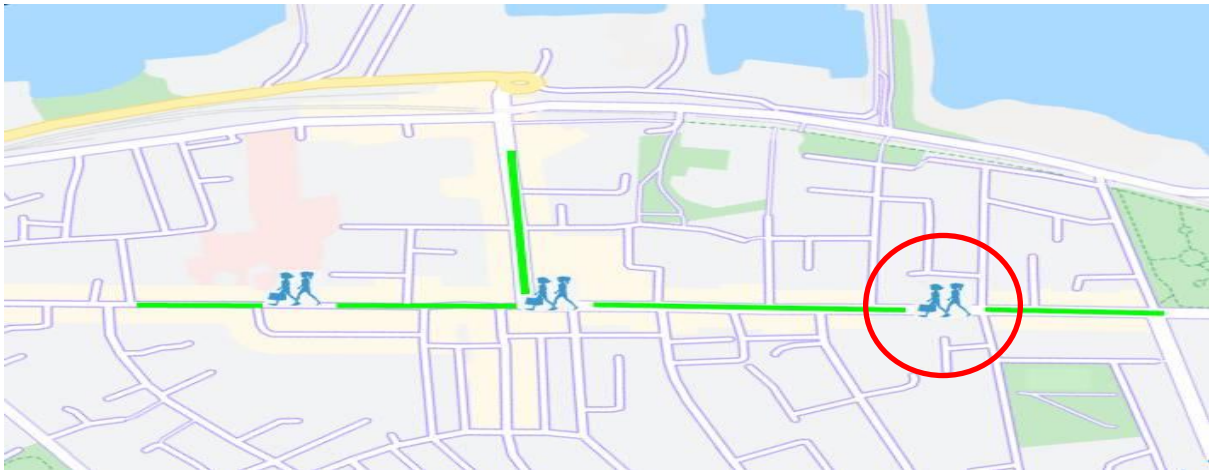
Footfall Report

Georges Street Upper

Dun Laoghaire















Headlines

- The total number of pedestrian movements to Georges Street Upper area this week is **33,564**, up **4%** on previous week
- The busiest day in week commencing 15/11/2021 was Friday with **5,460** visitors

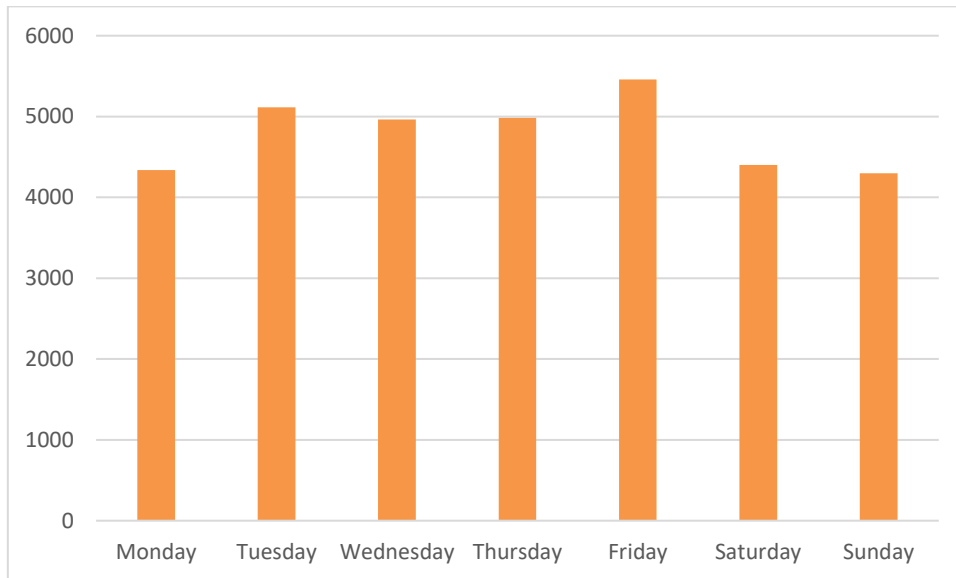


Sensor locations

Weather

Location	11/15/2021	11/16/2021	11/17/2021	11/18/2021	11/19/2021	11/20/2021	11/21/2021
Dun Laoghaire, Ireland Dun Laoghaire, Ireland	 12°C 7.3°C  0%  15kph	 11°C 7.5°C  0.1mm  25kph	 11°C 7°C  0%  26kph	 13°C 10°C  0.1mm  28kph	 12°C 9.3°C  0%  19kph	 11°C 3.6°C  0.52mm  29kph	 7.5°C 1°C  0%  27kph

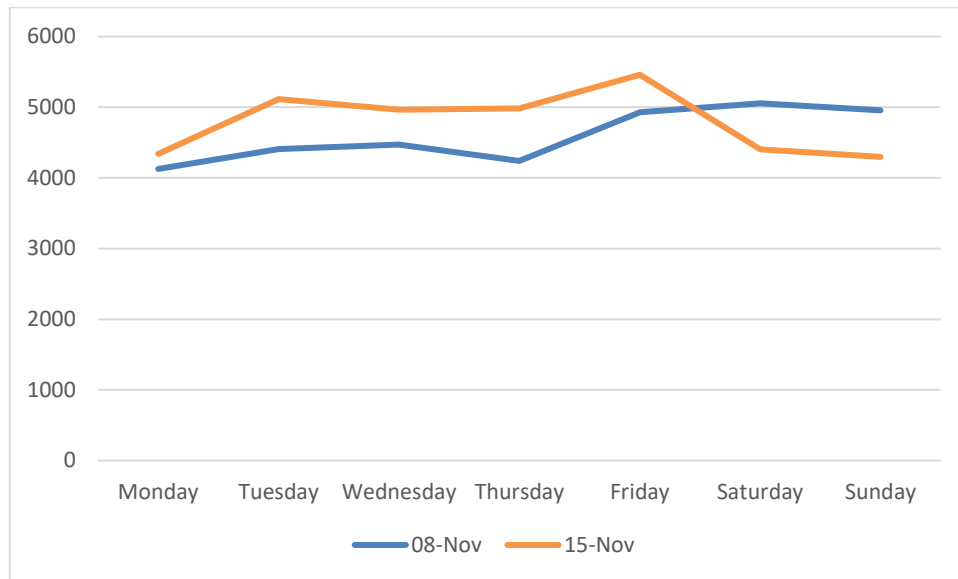
Pedestrian Volumes Per Day – Georges Street Upper



Footfall Volumes Per Day – Georges Street Upper

Day	Pedestrians
Monday	4339
Tuesday	5115
Wednesday	4965
Thursday	4985
Friday	5460
Saturday	4402
Sunday	4298
Grand Total	33564

Footfall Volumes Per Week Comparison – Georges Street Upper



Footfall Volumes Per Week Comparison – Georges Street Upper

Day	8-Nov	15-Nov	+/-
Monday	4127	4339	5%
Tuesday	4410	5115	16%
Wednesday	4474	4965	11%
Thursday	4243	4985	17%
Friday	4928	5460	11%
Saturday	5056	4402	-13%
Sunday	4957	4298	-13%
Grand Total	32195	33564	4%