

13 September 2021 – 19 September 2021

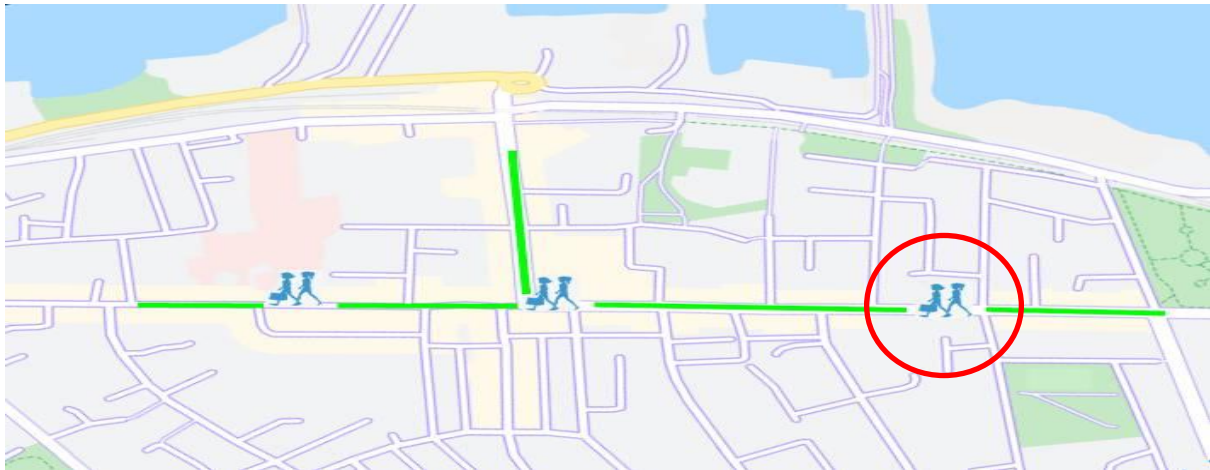
Footfall Report

Georges Street Upper

Dun Laoghaire






















### Headlines

- The total number of pedestrian movements to Georges Street Upper area this week is **39,299**, down **4%** on previous week
- The busiest day in week commencing 13/09/2021 was Wednesday with **6,445** visitors



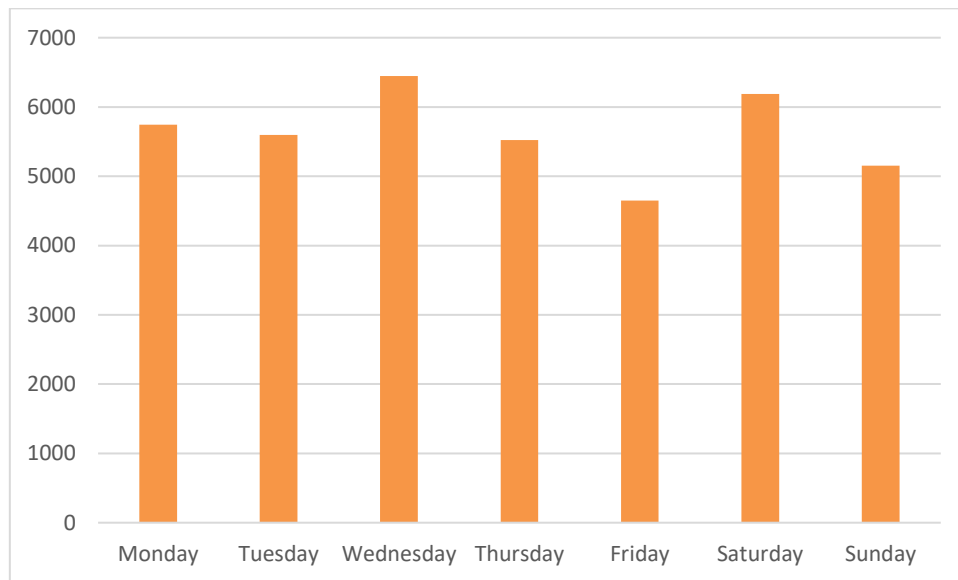
Sensor locations

### Weather

Location	09/13/2021	09/14/2021	09/15/2021	09/16/2021	09/17/2021	09/18/2021	09/19/2021
<b>Dun Laoghaire, Ireland</b> Dun Laoghaire, Ireland	 <b>18°C</b> 8.7°C  0%  18kph	 <b>19°C</b> 13°C  0%  13kph	 <b>18°C</b> 13°C  0%  16kph	 <b>20°C</b> 10°C  0%  21kph	 <b>18°C</b> 14°C  0%  22kph	 <b>17°C</b> 10°C  0%  14kph	 <b>17°C</b> 11°C  0%  22kph

Pedestrian Volumes Per Day – Georges Street Upper

---

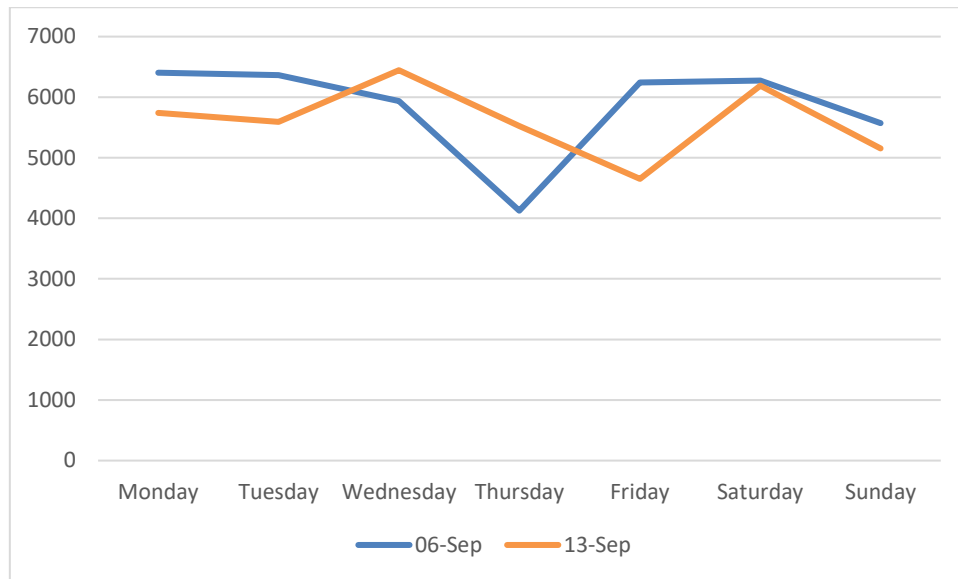


Footfall Volumes Per Day – Georges Street Upper

---

Day	Pedestrians
Monday	5743
Tuesday	5595
Wednesday	6445
Thursday	5524
Friday	4651
Saturday	6188
Sunday	5153
<b>Grand Total</b>	<b>39299</b>

Footfall Volumes Per Week Comparison – Georges Street Upper



Footfall Volumes Per Week Comparison – Georges Street Upper

Day	6-Sep	13-Sep	+/-
Monday	6404	5743	-10%
Tuesday	6362	5595	-12%
Wednesday	5936	6445	9%
Thursday	4126	5524	34%
Friday	6241	4651	-25%
Saturday	6275	6188	-1%
Sunday	5569	5153	-7%
<b>Grand Total</b>	<b>40913</b>	<b>39299</b>	<b>-4%</b>