

9 August 2021 – 15 August 2021

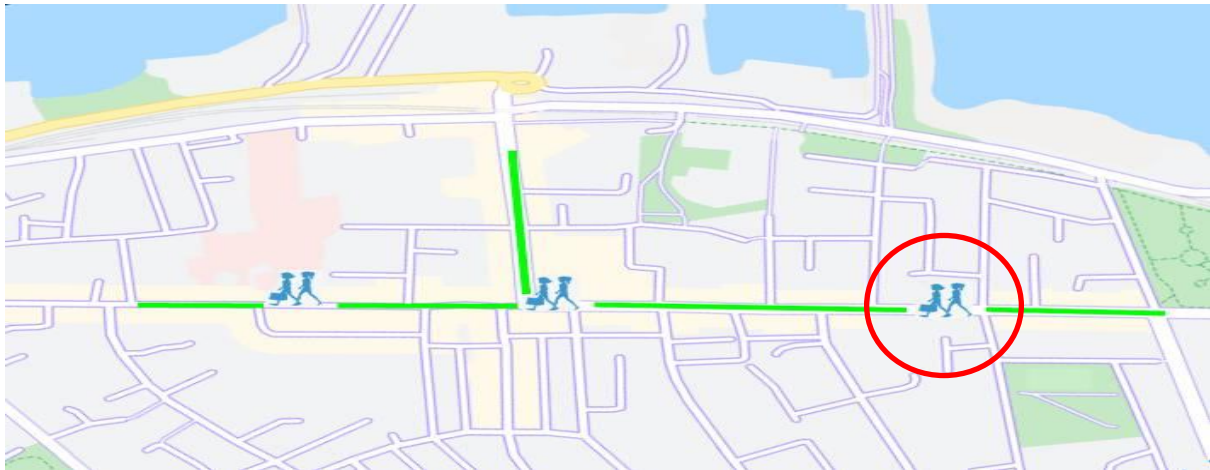
Footfall Report

Georges Street Upper

Dun Laoghaire






















Headlines

- The total number of pedestrian movements to Georges Street Upper area this week is **34,310**, up **6%** on previous week
- The busiest day in week commencing 9/08/2021 was Friday with **5,739** visitors

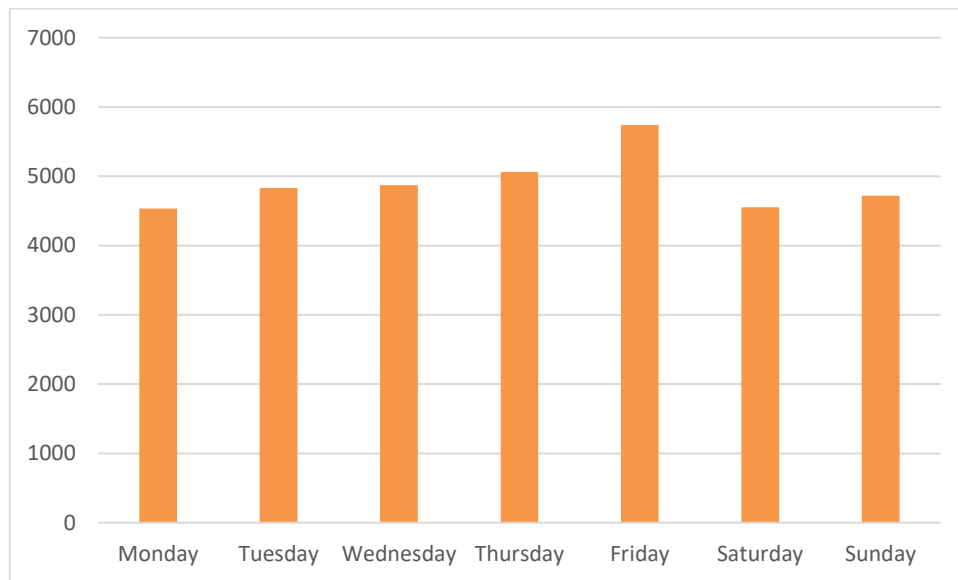


Sensor locations

Weather

Location	08/09/2021	08/10/2021	08/11/2021	08/12/2021	08/13/2021	08/14/2021	08/15/2021
Dun Laoghaire, Ireland Dun Laoghaire, Ireland	 18°C 11°C  3.1mm  24kph	 19°C 12°C  1mm  16kph	 19°C 9.8°C  1.9mm  25kph	 19°C 11°C  2.6mm  39kph	 19°C 12°C  0%  31kph	 15°C 12°C  0%  18kph	 17°C 12°C  0%  23kph

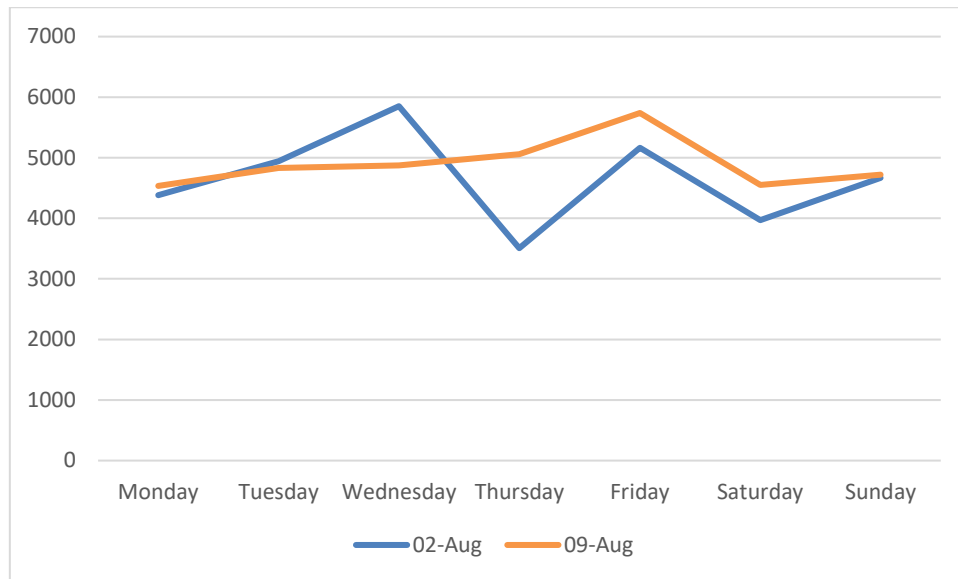
Pedestrian Volumes Per Day – Georges Street Upper



Footfall Volumes Per Day – Georges Street Upper

Day	Pedestrians
Monday	4535
Tuesday	4830
Wednesday	4873
Thursday	5059
Friday	5739
Saturday	4553
Sunday	4721
Grand Total	34310

Footfall Volumes Per Week Comparison – Georges Street Upper



Footfall Volumes Per Week Comparison – Georges Street Upper

Day	2-Aug	9-Aug	+/-
Monday	4381	4535	4%
Tuesday	4943	4830	-2%
Wednesday	5851	4873	-17%
Thursday	3507	5059	44%
Friday	5165	5739	11%
Saturday	3971	4553	15%
Sunday	4670	4721	1%
Grand Total	32488	34310	6%