

8 November 2021 – 14 November 2021

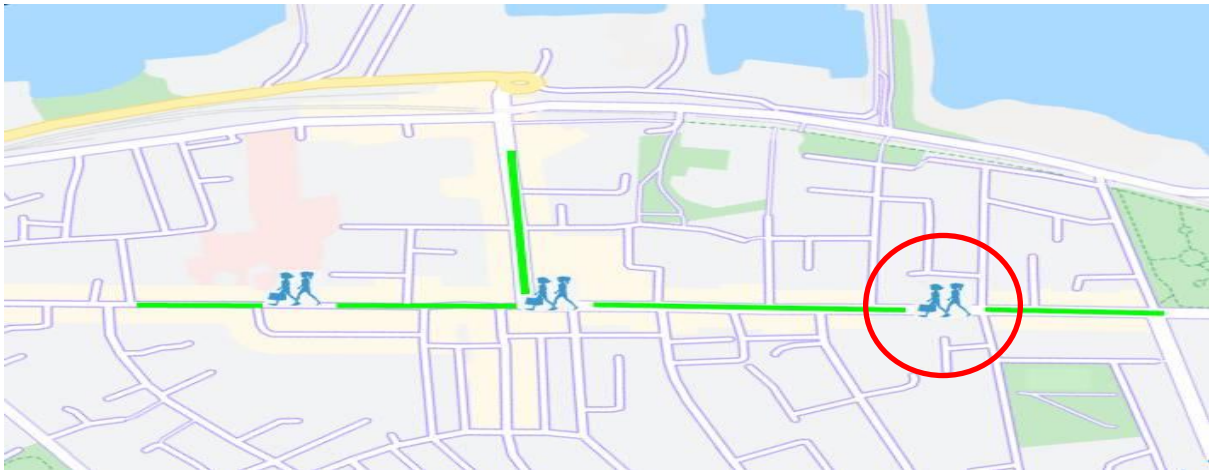
Footfall Report

Georges Street Upper

Dun Laoghaire

















Headlines

- The total number of pedestrian movements to Georges Street Upper area this week is **32,195**, up **2%** on previous week
- The busiest day in week commencing 8/11/2021 was Saturday with **5,056** visitors

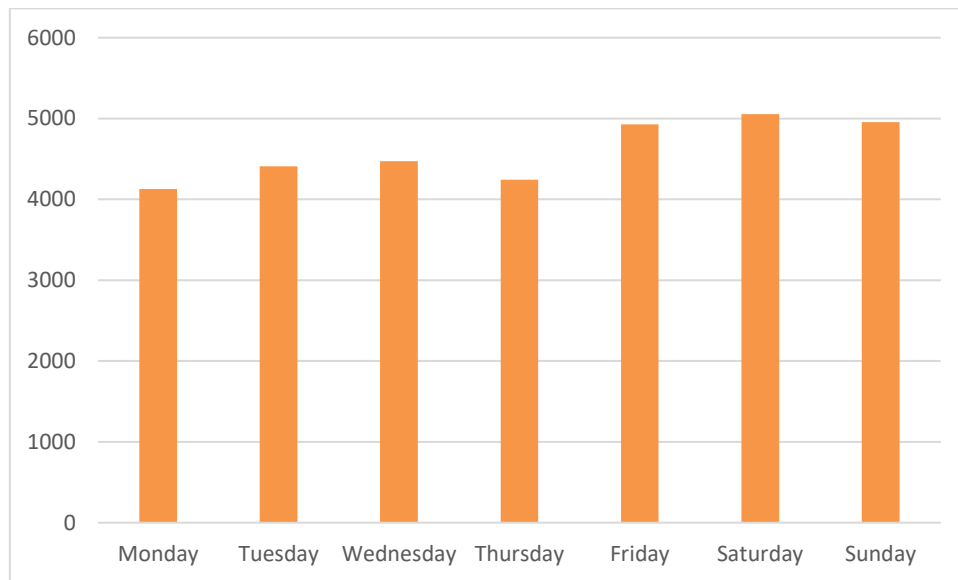


Sensor locations

Weather

Location	11/08/2021	11/09/2021	11/10/2021	11/11/2021	11/12/2021	11/13/2021	11/14/2021
Dun Laoghaire, Ireland Dun Laoghaire, Ireland	 16°C 6.9°C  1.9mm  30kph	 14°C 9.3°C  0.18mm  28kph	 11°C 7.5°C  0%  15kph	 14°C 5.1°C  0.2mm  36kph	 13°C 10°C  1.8mm  37kph	 12°C 10°C  0%  23kph	 14°C 7.8°C  0%  11kph

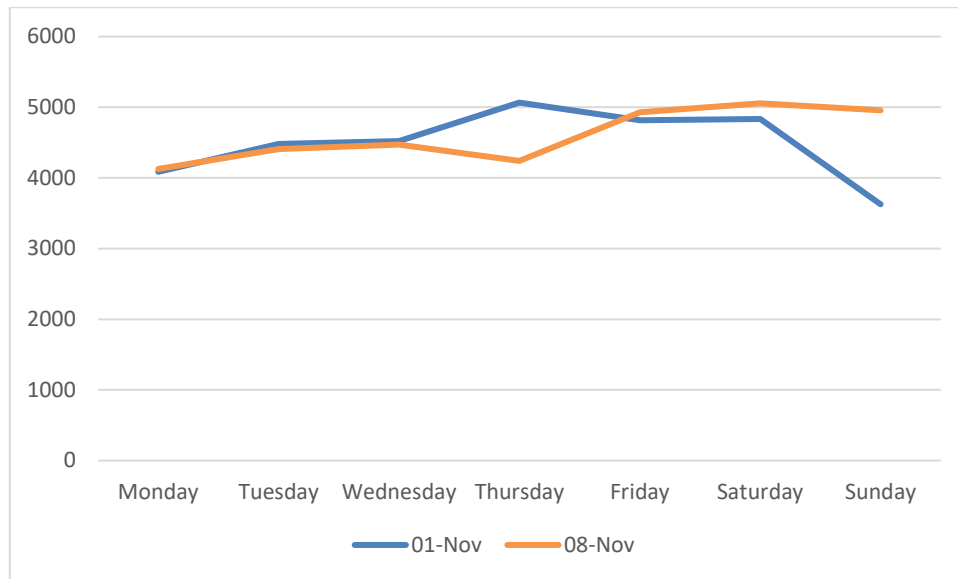
Pedestrian Volumes Per Day – Georges Street Upper



Footfall Volumes Per Day – Georges Street Upper

Day	Pedestrians
Monday	4127
Tuesday	4410
Wednesday	4474
Thursday	4243
Friday	4928
Saturday	5056
Sunday	4957
Grand Total	32195

Footfall Volumes Per Week Comparison – Georges Street Upper



Footfall Volumes Per Week Comparison – Georges Street Upper

Day	1-Nov	8-Nov	+/-
Monday	4089	4127	1%
Tuesday	4480	4410	-2%
Wednesday	4521	4474	-1%
Thursday	5066	4243	-16%
Friday	4816	4928	2%
Saturday	4835	5056	5%
Sunday	3627	4957	37%
Grand Total	31434	32195	2%