

4 October 2021 – 10 October 2021

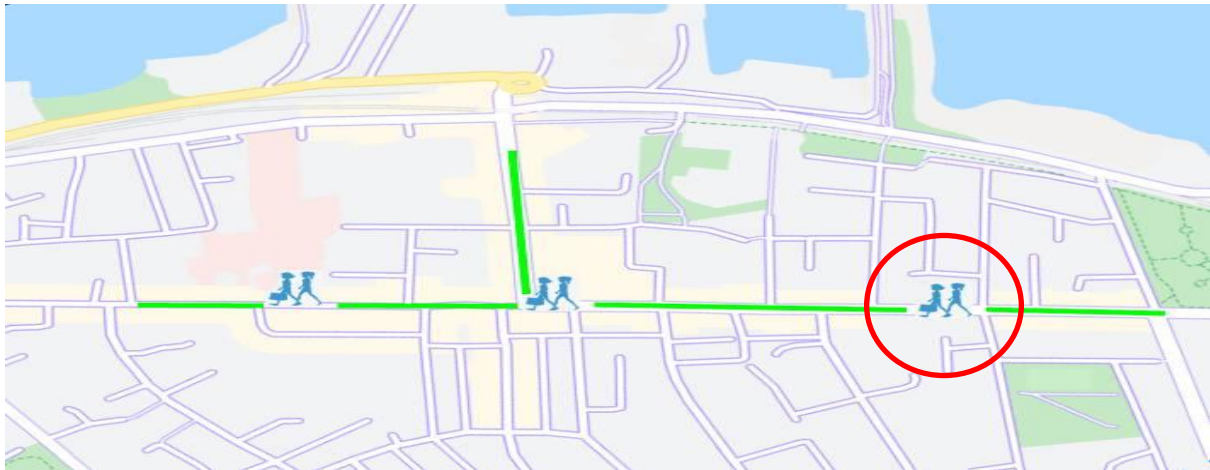
Footfall Report

Georges Street Upper

Dun Laoghaire






















Headlines

- The total number of pedestrian movements to Georges Street Upper area this week is **32,872**, up **4%** on previous week
- The busiest day in week commencing 4/10/2021 was Friday with **5,261** visitors

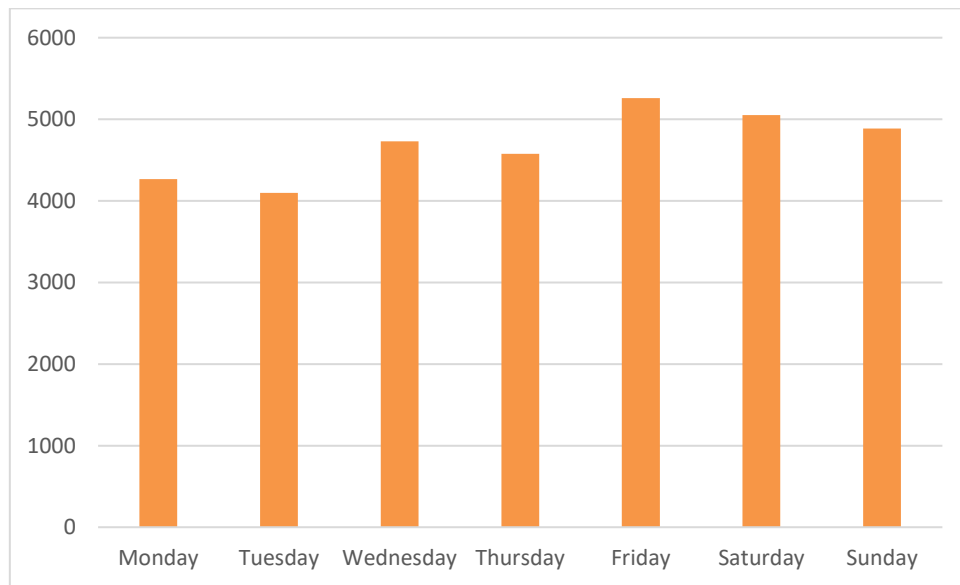


Sensor locations

Weather

Location	10/04/2021	10/05/2021	10/06/2021	10/07/2021	10/08/2021	10/09/2021	10/10/2021
Dun Laoghaire, Ireland Dun Laoghaire, Ireland	 14°C 8°C  0.9mm  21kph	 14°C 7.3°C  2.2mm  34kph	 17°C 7.2°C  0.65mm  25kph	 20°C 16°C  0%  29kph	 18°C 15°C  7.1mm  23kph	 18°C 8.4°C  0%  23kph	 14°C 6.5°C  0%  22kph

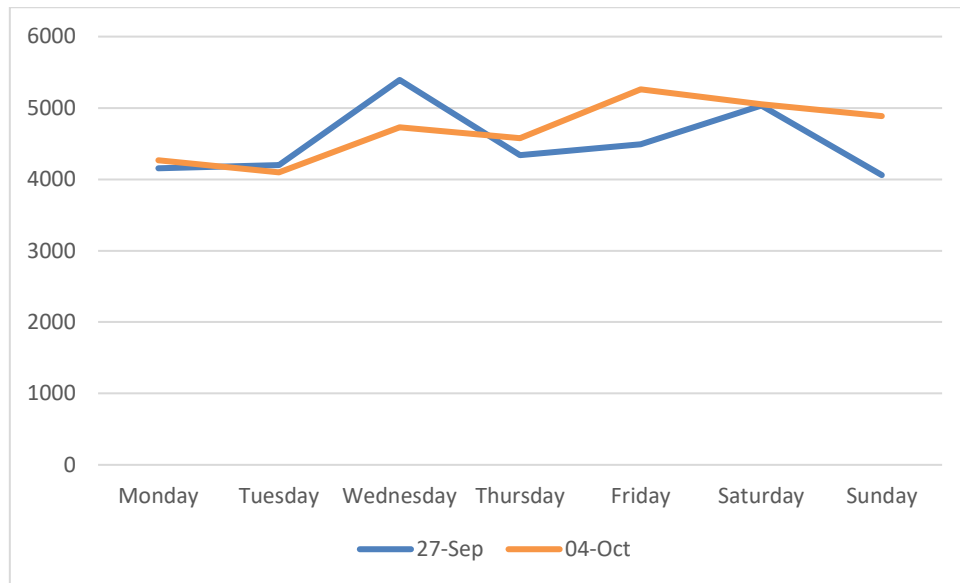
Pedestrian Volumes Per Day – Georges Street Upper



Footfall Volumes Per Day – Georges Street Upper

Day	Pedestrians
Monday	4267
Tuesday	4098
Wednesday	4730
Thursday	4578
Friday	5261
Saturday	5052
Sunday	4886
Grand Total	32872

Footfall Volumes Per Week Comparison – Georges Street Upper



Footfall Volumes Per Week Comparison – Georges Street Upper

Day	27-Sep	4-Oct	+/-
Monday	4156	4267	3%
Tuesday	4199	4098	-2%
Wednesday	5393	4730	-12%
Thursday	4337	4578	6%
Friday	4493	5261	17%
Saturday	5034	5052	0%
Sunday	4060	4886	20%
Grand Total	31672	32872	4%