

2 August 2021 – 8 August 2021

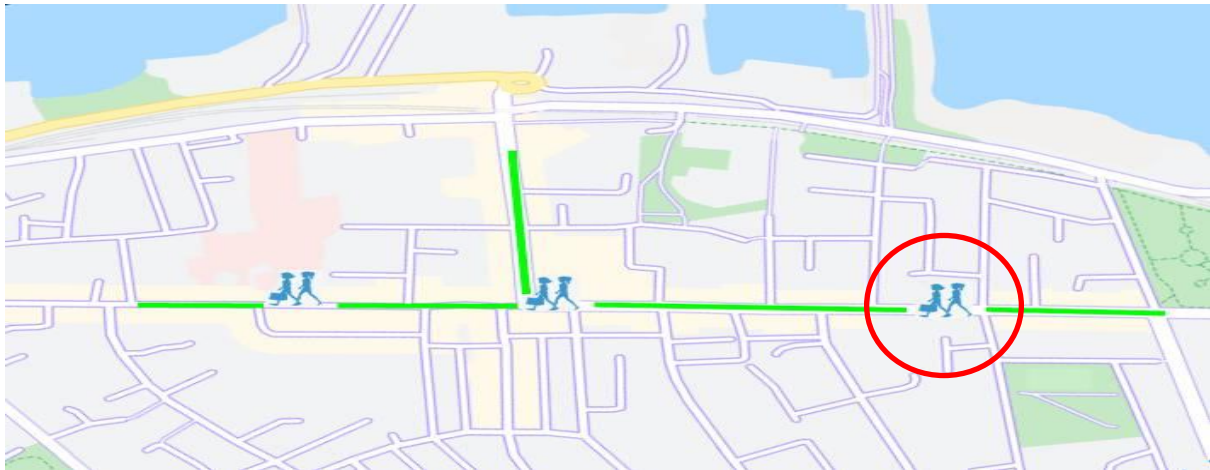
Footfall Report

Georges Street Upper

Dun Laoghaire






















Headlines

- The total number of pedestrian movements to Georges Street Upper area this week is **32,488**, down **2%** on previous week
- The busiest day in week commencing 02/08/2021 was Wednesday with **5,851** visitors

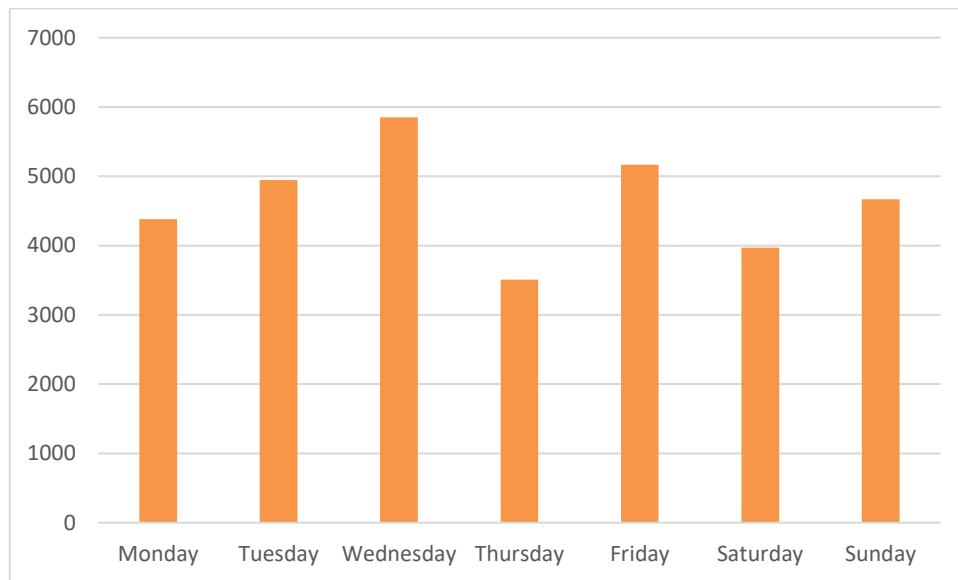


Sensor locations

Weather

Location	08/02/2021	08/03/2021	08/04/2021	08/05/2021	08/06/2021	08/07/2021	08/08/2021
Dun Laoghaire, Ireland Dun Laoghaire, Ireland	 16°C 7.5°C  0.1mm  17kph	 17°C 11°C  1.2mm  11kph	 21°C 11°C  0.3mm  23kph	 19°C 14°C  0%  32kph	 18°C 14°C  0%  34kph	 17°C 14°C  0%  35kph	 19°C 13°C  0%  36kph

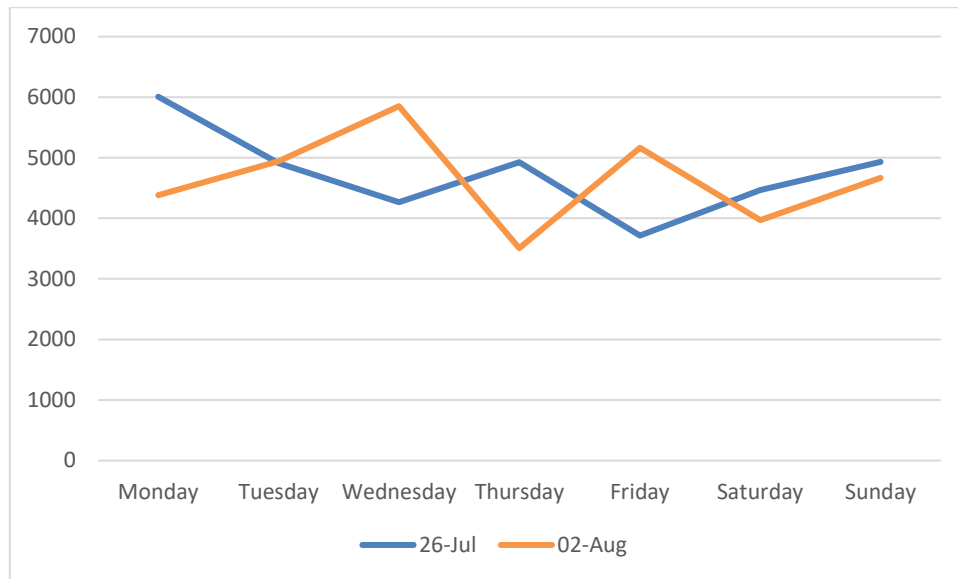
Pedestrian Volumes Per Day – Georges Street Upper



Footfall Volumes Per Day – Georges Street Upper

Day	Pedestrians
Monday	4381
Tuesday	4943
Wednesday	5851
Thursday	3507
Friday	5165
Saturday	3971
Sunday	4670
Grand Total	32488

Footfall Volumes Per Week Comparison – Georges Street Upper



Footfall Volumes Per Week Comparison – Georges Street Upper

Day	26-Jul	2-Aug	+/-
Monday	6007	4381	-27%
Tuesday	4909	4943	1%
Wednesday	4267	5851	37%
Thursday	4924	3507	-29%
Friday	3715	5165	39%
Saturday	4464	3971	-11%
Sunday	4932	4670	-5%
Grand Total	33218	32488	-2%