

1 November 2021 – 7 November 2021

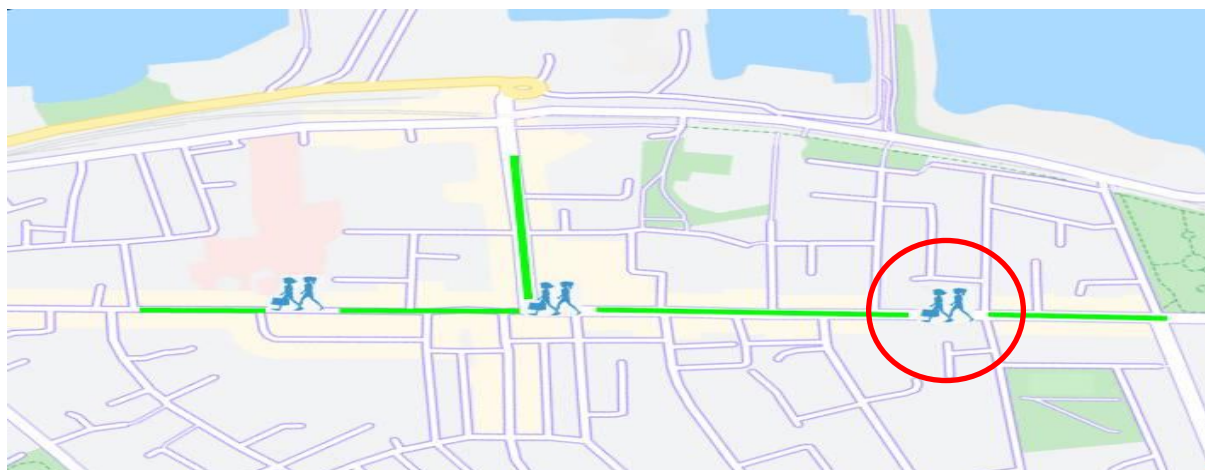
Footfall Report

Georges Street Upper

Dun Laoghaire








Headlines

- The total number of pedestrian movements to Georges Street Upper area this week is **31,434**, up **5%** on previous week
- The busiest day in week commencing 1/11/2021 was Thursday with **5,066** visitors

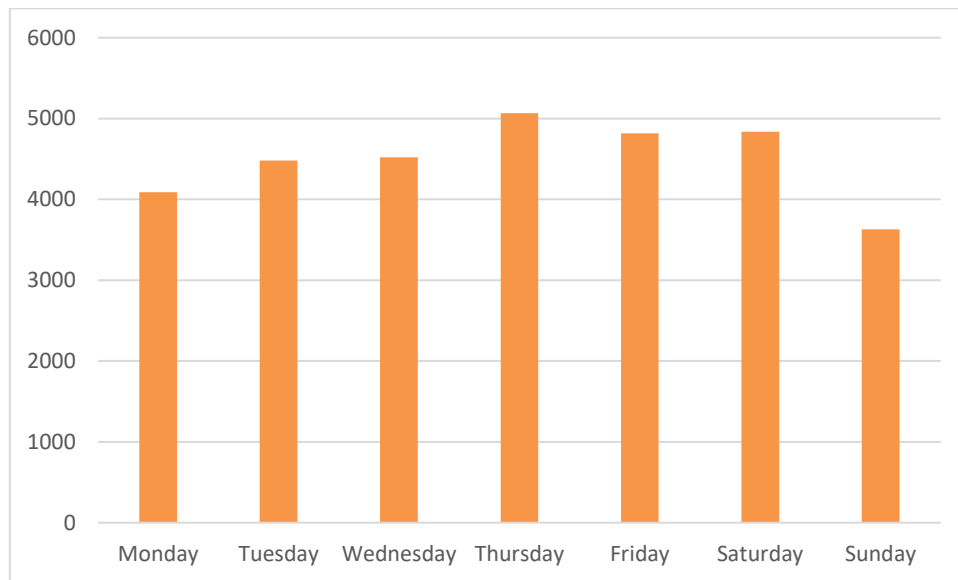


Sensor locations

Weather

Location	11/01/2021	11/02/2021	11/03/2021	11/04/2021	11/05/2021	11/06/2021	11/07/2021
Dun Laoghaire, Ireland Dun Laoghaire, Ireland	 10°C 5°C	 9.9°C 4°C	 9.4°C 3.2°C	 9.8°C 3.5°C	 11°C 6.9°C	 14°C 8°C	 11°C 5.4°C
	☂ 2.7mm	☂ 0%	☂ 0%	☂ 0%	☂ 0%	☂ 0.6mm	☂ 0%
	⇌ 38kph	⇌ 20kph	⇌ 28kph	⇌ 21kph	⇌ 24kph	⇌ 39kph	⇌ 32kph

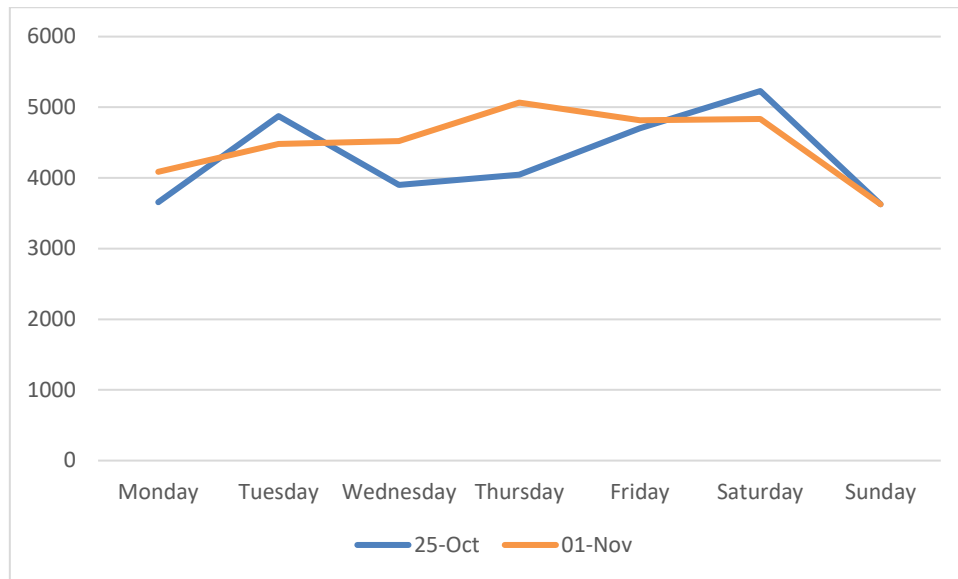
Pedestrian Volumes Per Day – Georges Street Upper



Footfall Volumes Per Day – Georges Street Upper

Day	Pedestrians
Monday	4089
Tuesday	4480
Wednesday	4521
Thursday	5066
Friday	4816
Saturday	4835
Sunday	3627
Grand Total	31434

Footfall Volumes Per Week Comparison – Georges Street Upper



Footfall Volumes Per Week Comparison – Georges Street Upper

Day	25-Oct	1-Nov	+/-
Monday	3658	4089	12%
Tuesday	4876	4480	-8%
Wednesday	3901	4521	16%
Thursday	4047	5066	25%
Friday	4703	4816	2%
Saturday	5230	4835	-8%
Sunday	3627	3627	0%
Grand Total	30042	31434	5%