

25 October 2021 – 31 October 2021

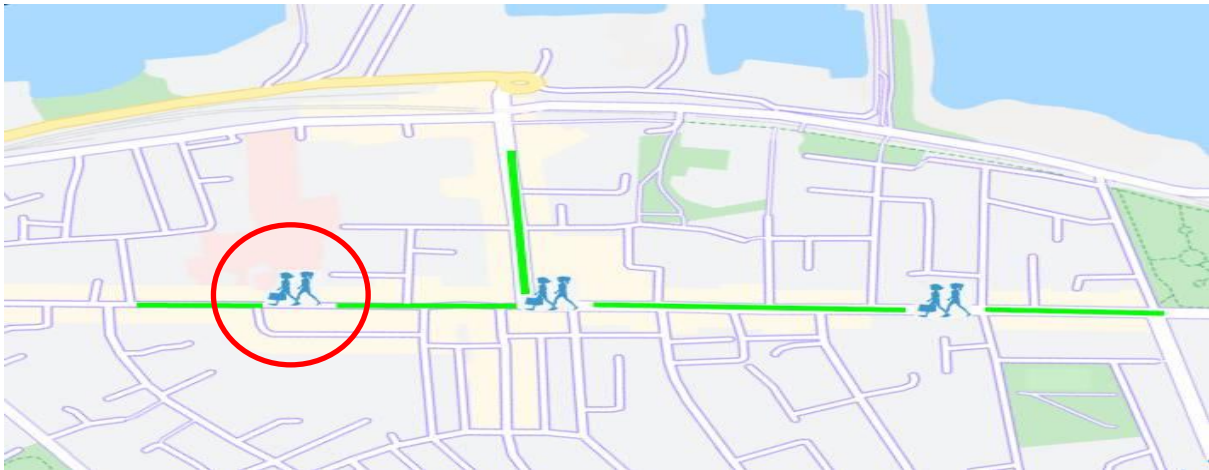
Footfall Report

Georges Street Lower

Dun Laoghaire


















Headlines

- The total number of pedestrian movements to Georges Street Lower area this week is **63,948**, up **8%** on previous week
- The busiest day in week commencing 25/10/2021 was Saturday with **12,832** visitors

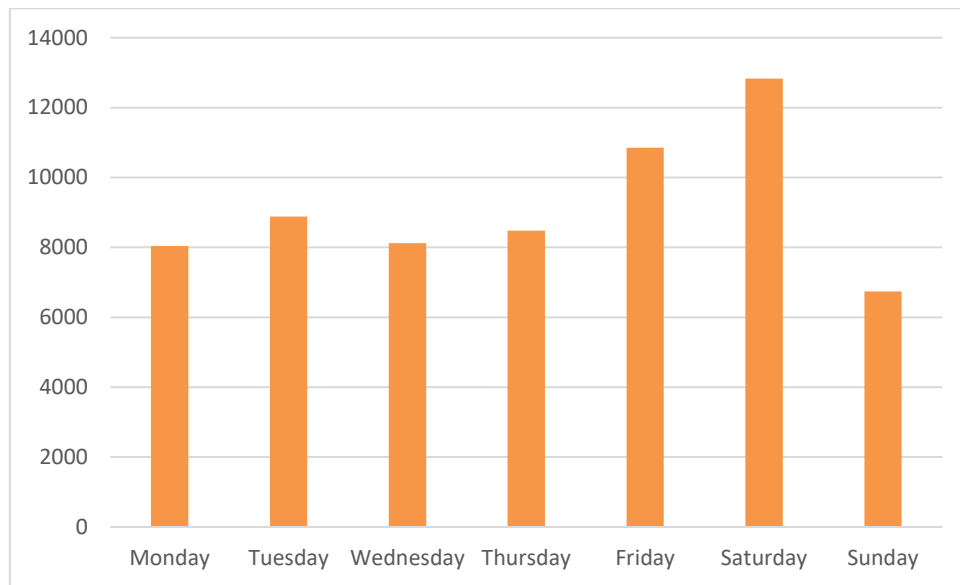


Sensor locations

Weather

Location	10/25/2021	10/26/2021	10/27/2021	10/28/2021	10/29/2021	10/30/2021	10/31/2021
Dun Laoghaire, Ireland Dun Laoghaire, Ireland	 13°C 8.4°C  0%  25kph	 17°C 9.8°C  0.7mm  34kph	 17°C 15°C  2.5mm  33kph	 15°C 11°C  19mm  23kph	 12°C 8.6°C  6.1mm  20kph	 11°C 5.9°C  2.8mm  23kph	 11°C 7.5°C  10mm  34kph

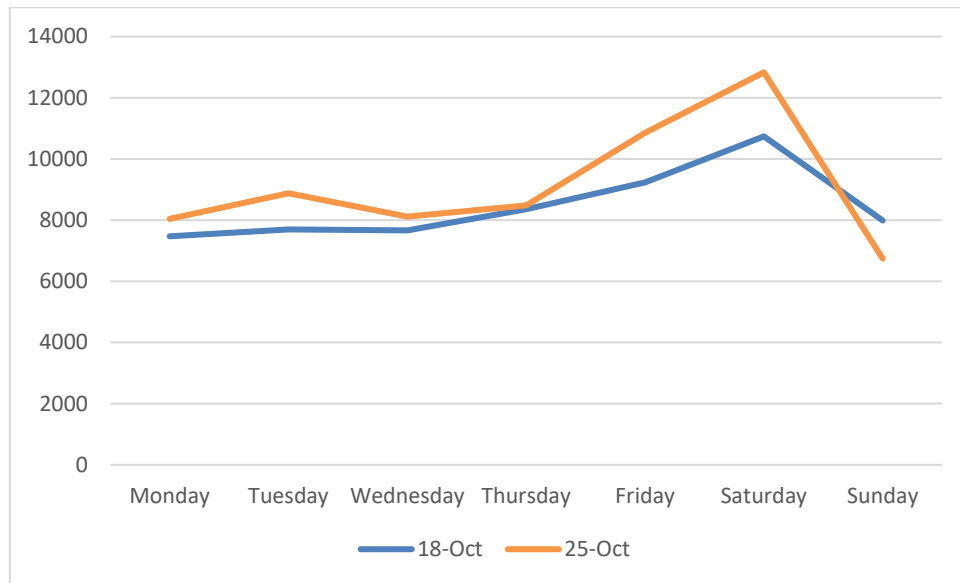
Pedestrian Volumes Per Day – Georges Street Lower



Footfall Volumes Per Day – Georges Street Lower

Day	Pedestrians
Monday	8039
Tuesday	8884
Wednesday	8119
Thursday	8480
Friday	10852
Saturday	12832
Sunday	6742
Grand Total	63948

Footfall Volumes Per Week Comparison – Georges Street Lower



Footfall Volumes Per Week Comparison – Georges Street Lower

Day	18-Oct	25-Oct	+/-
Monday	7471	8039	8%
Tuesday	7693	8884	15%
Wednesday	7660	8119	6%
Thursday	8353	8480	2%
Friday	9238	10852	17%
Saturday	10738	12832	20%
Sunday	7993	6742	-16%
Grand Total	59146	63948	8%