

15 November 2021 – 21 November 2021

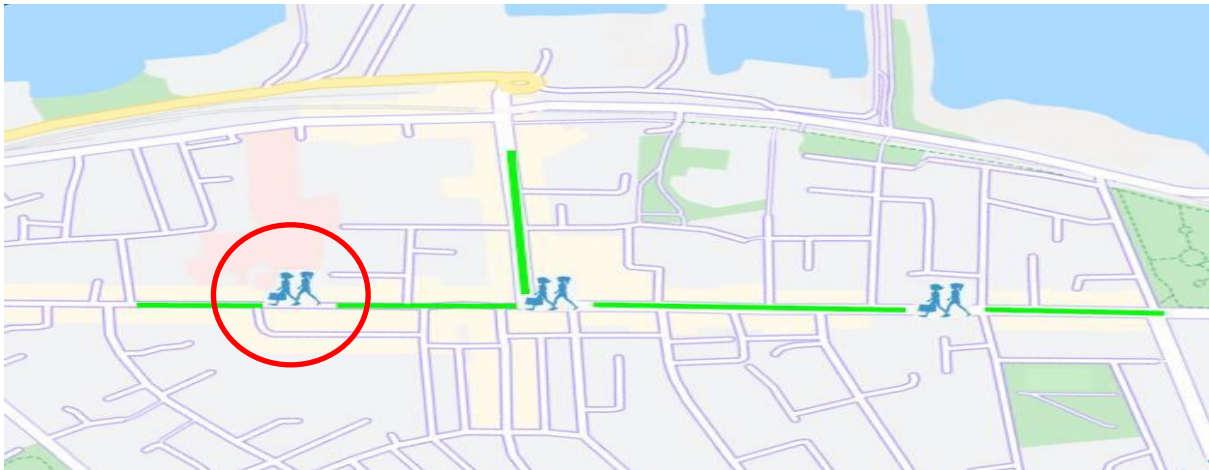
Footfall Report

Georges Street Lower

Dun Laoghaire
















Headlines

- The total number of pedestrian movements to Georges Street Lower area this week is **60,289**, up **2%** on previous week
- The busiest day in week commencing 15/11/2021 was Saturday with **11,406** visitors

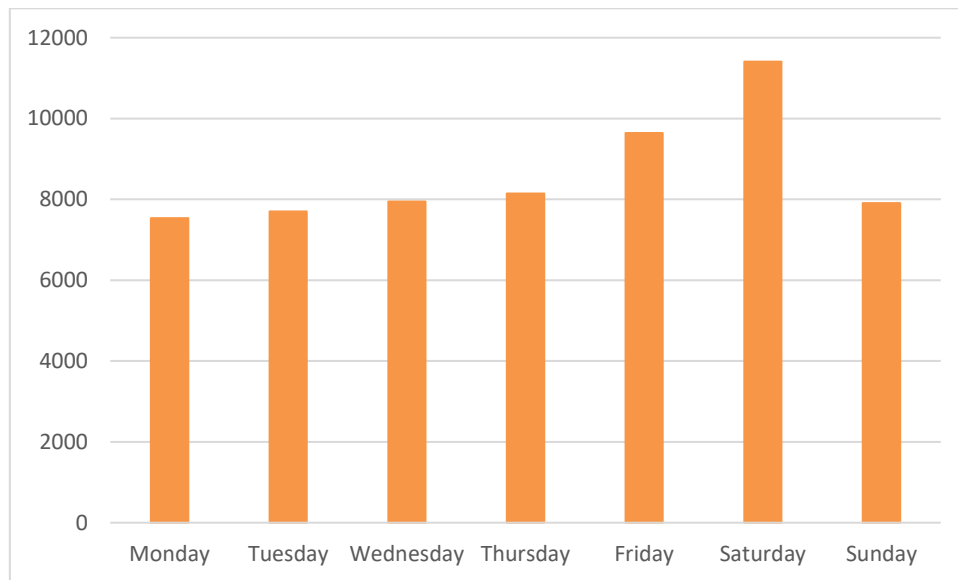


Sensor locations

Weather

Location	11/15/2021	11/16/2021	11/17/2021	11/18/2021	11/19/2021	11/20/2021	11/21/2021
Dun Laoghaire, Ireland Dun Laoghaire, Ireland	 12°C 7.3°C  0%  15kph	 11°C 7.5°C  0.1mm  25kph	 11°C 7°C  0%  26kph	 13°C 10°C  0.1mm  28kph	 12°C 9.3°C  0%  19kph	 11°C 3.6°C  0.52mm  29kph	 7.5°C 1°C  0%  27kph

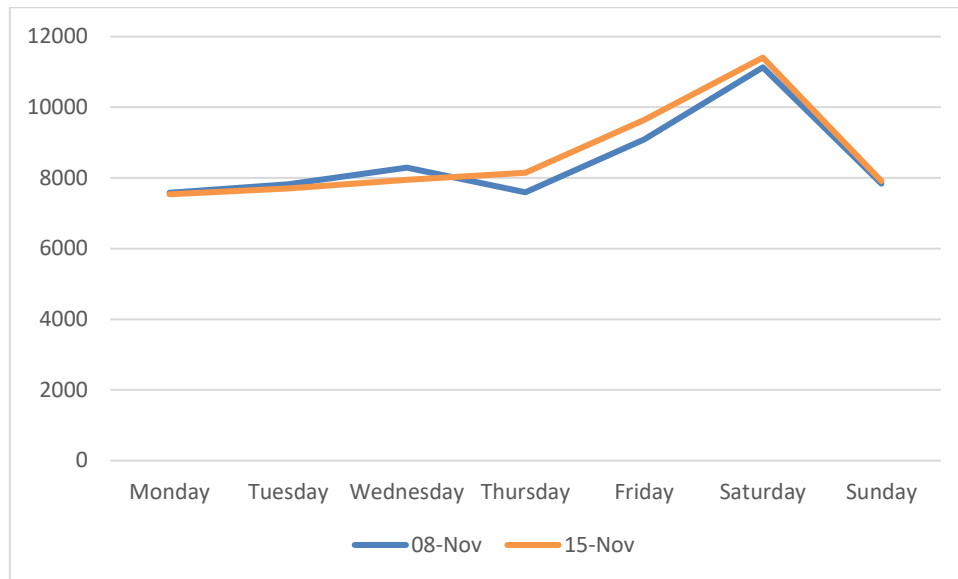
Pedestrian Volumes Per Day – Georges Street Lower



Footfall Volumes Per Day – Georges Street Lower

Day	Pedestrians
Monday	7538
Tuesday	7704
Wednesday	7945
Thursday	8147
Friday	9639
Saturday	11406
Sunday	7910
Grand Total	60289

Footfall Volumes Per Week Comparison – Georges Street Lower



Footfall Volumes Per Week Comparison – Georges Street Lower

Day	8-Nov	15-Nov	+/-
Monday	7580	7538	-1%
Tuesday	7823	7704	-2%
Wednesday	8293	7945	-4%
Thursday	7598	8147	7%
Friday	9088	9639	6%
Saturday	11130	11406	2%
Sunday	7842	7910	1%
Grand Total	59354	60289	2%