

11 October 2021 – 17 October 2021

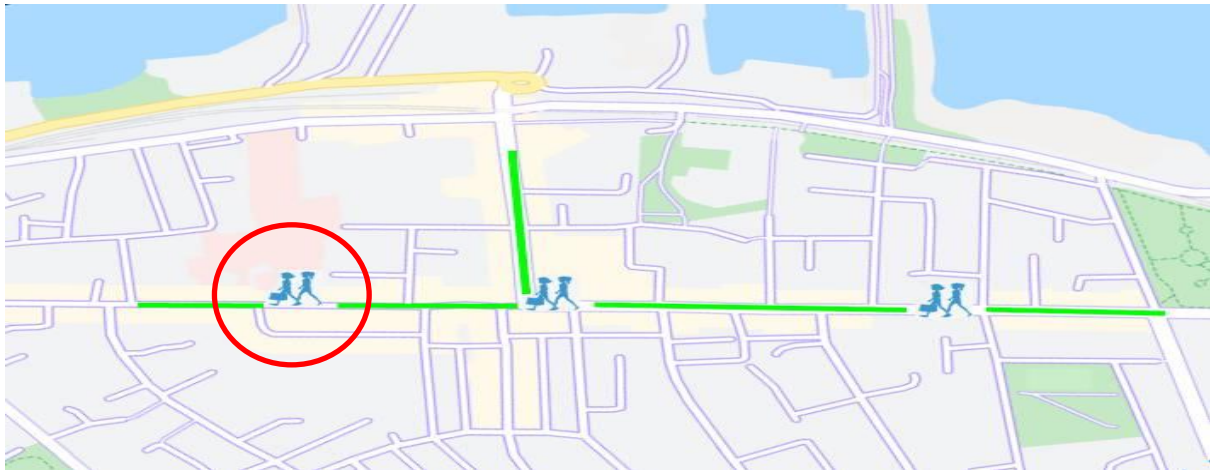
Footfall Report

Georges Street Lower

Dun Laoghaire















Headlines

- The total number of pedestrian movements to Georges Street Lower area this week is **59,572**, down **1%** on previous week
- The busiest day in week commencing 11/10/2021 was Saturday with **10,922** visitors

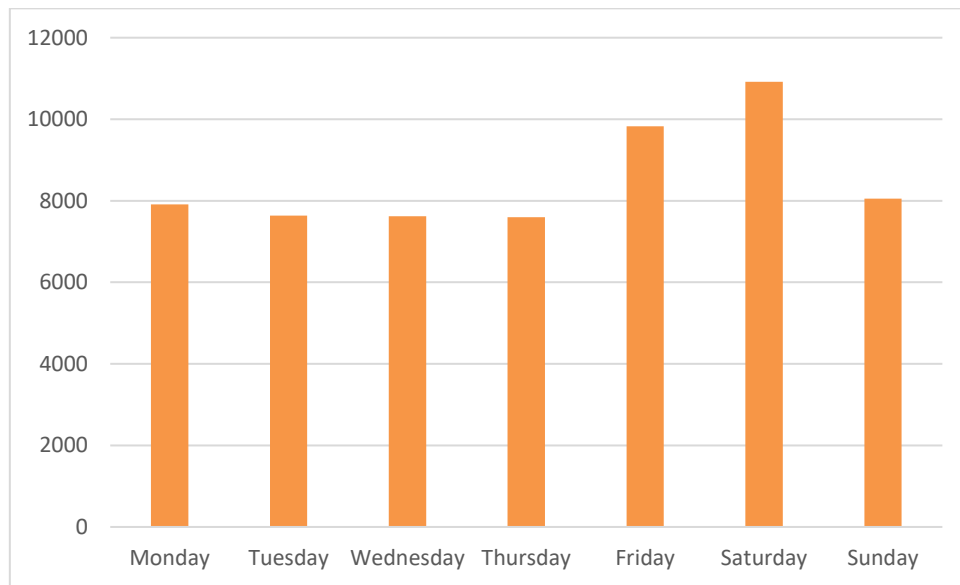


Sensor locations

Weather

Location	10/11/2021	10/12/2021	10/13/2021	10/14/2021	10/15/2021	10/16/2021	10/17/2021
Dun Laoghaire, Ireland Dun Laoghaire, Ireland	 14°C 5.1°C  0%  16kph	 14°C 9°C  0%  19kph	 12°C 11°C  0%  16kph	 14°C 11°C  0%  22kph	 12°C 7.4°C  0%  18kph	 15°C 8.8°C  0%  20kph	 16°C 13°C  0%  24kph

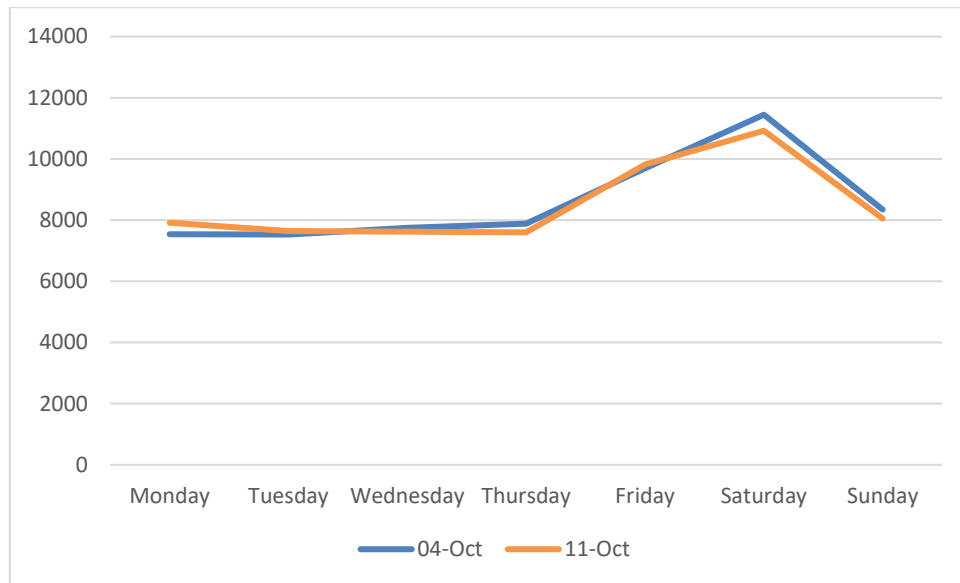
Pedestrian Volumes Per Day – Georges Street Lower



Footfall Volumes Per Day – Georges Street Lower

Day	Pedestrians
Monday	7911
Tuesday	7640
Wednesday	7621
Thursday	7600
Friday	9826
Saturday	10922
Sunday	8052
Grand Total	59572

Footfall Volumes Per Week Comparison – Georges Street Lower



Footfall Volumes Per Week Comparison – Georges Street Lower

Day	4-Oct	11-Oct	+/-
Monday	7536	7911	5%
Tuesday	7529	7640	1%
Wednesday	7752	7621	-2%
Thursday	7880	7600	-4%
Friday	9694	9826	1%
Saturday	11447	10922	-5%
Sunday	8349	8052	-4%
Grand Total	60187	59572	-1%