

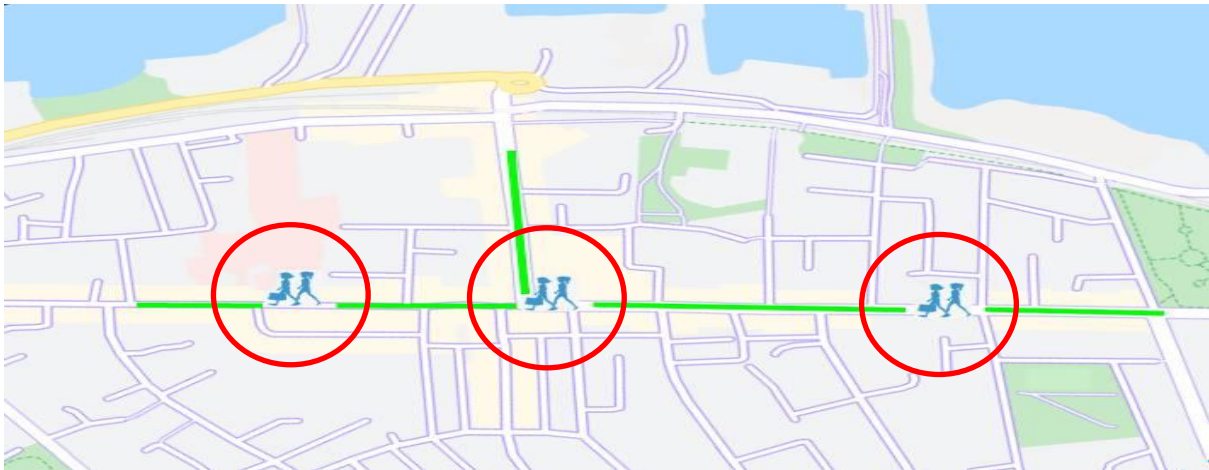
4 October 2021 – 10 October 2021

Footfall Report

Dun Laoghaire






















Headlines

- The total number of pedestrian movements to Dun Laoghaire area this week is **176,690**, up **4%** on previous week
- The busiest day in week commencing 4/10/2021 was Saturday with **30,626** visitors

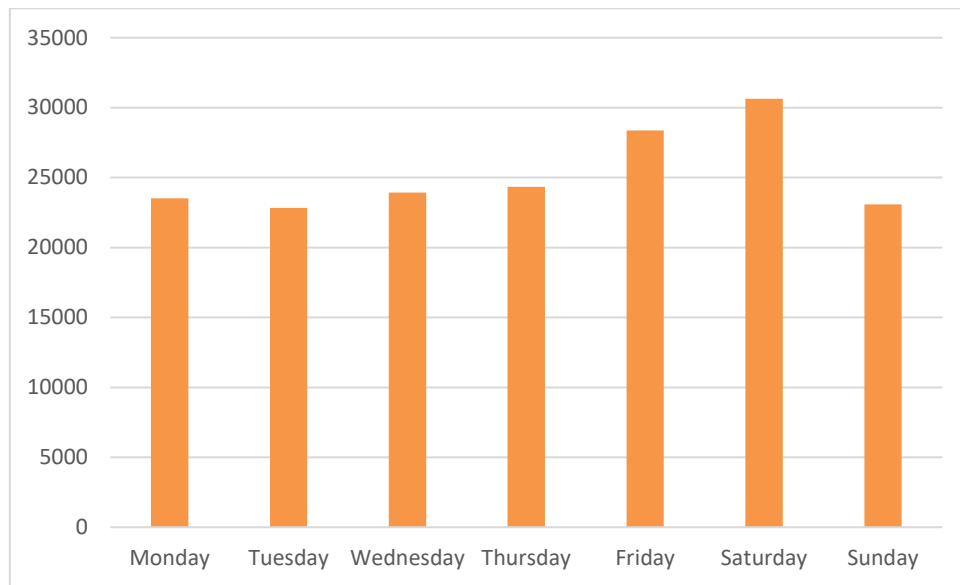


Sensor locations

Weather

Location	10/04/2021	10/05/2021	10/06/2021	10/07/2021	10/08/2021	10/09/2021	10/10/2021
Dun Laoghaire, Ireland Dun Laoghaire, Ireland	 14°C 8°C  0.9mm  21kph	 14°C 7.3°C  2.2mm  34kph	 17°C 7.2°C  0.65mm  25kph	 20°C 16°C  0%  29kph	 18°C 15°C  7.1mm  23kph	 18°C 8.4°C  0%  23kph	 14°C 6.5°C  0%  22kph

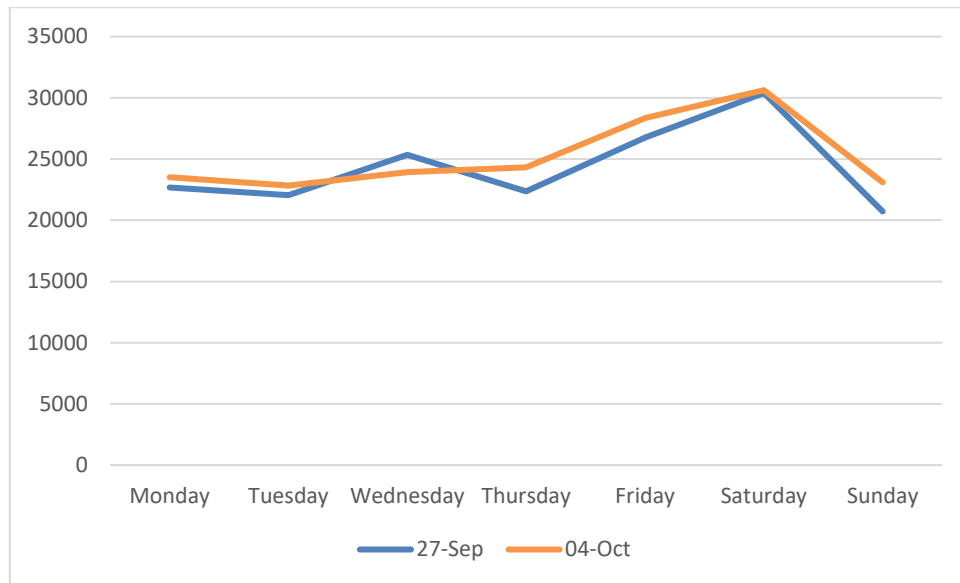
Pedestrian Volumes Per Day – Dun Laoghaire



Footfall Volumes Per Day – Dun Laoghaire

Day	Pedestrians
Monday	23524
Tuesday	22832
Wednesday	23931
Thursday	24332
Friday	28359
Saturday	30626
Sunday	23086
Grand Total	176690

Footfall Volumes Per Week Comparison – Dun Laoghaire



Footfall Volumes Per Week Comparison – Dun Laoghaire

Day	27-Sep	4-Oct	+/-
Monday	22669	23524	4%
Tuesday	22039	22832	4%
Wednesday	25331	23931	-6%
Thursday	22361	24332	9%
Friday	26761	28359	6%
Saturday	30389	30626	1%
Sunday	20719	23086	11%
Grand Total	170269	176690	4%