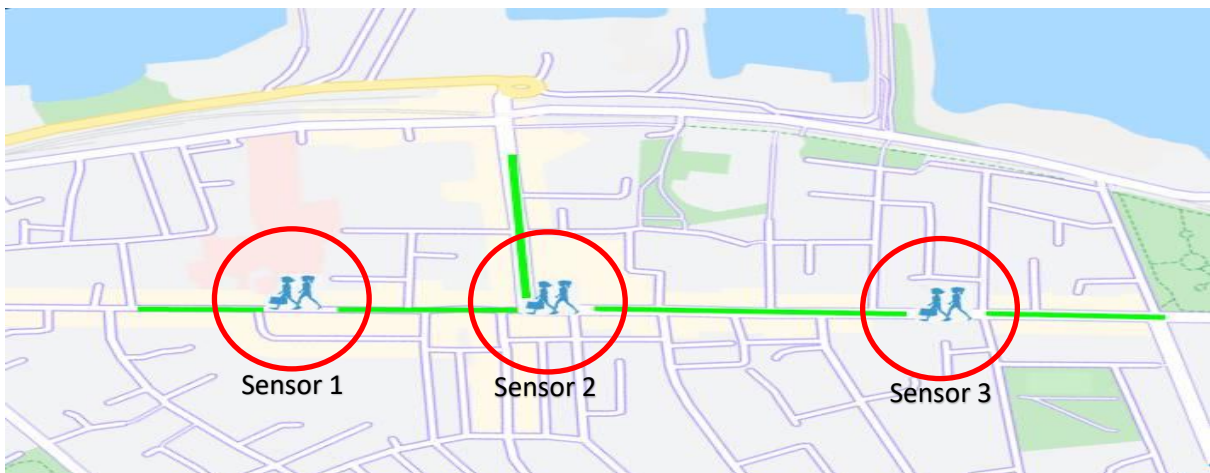


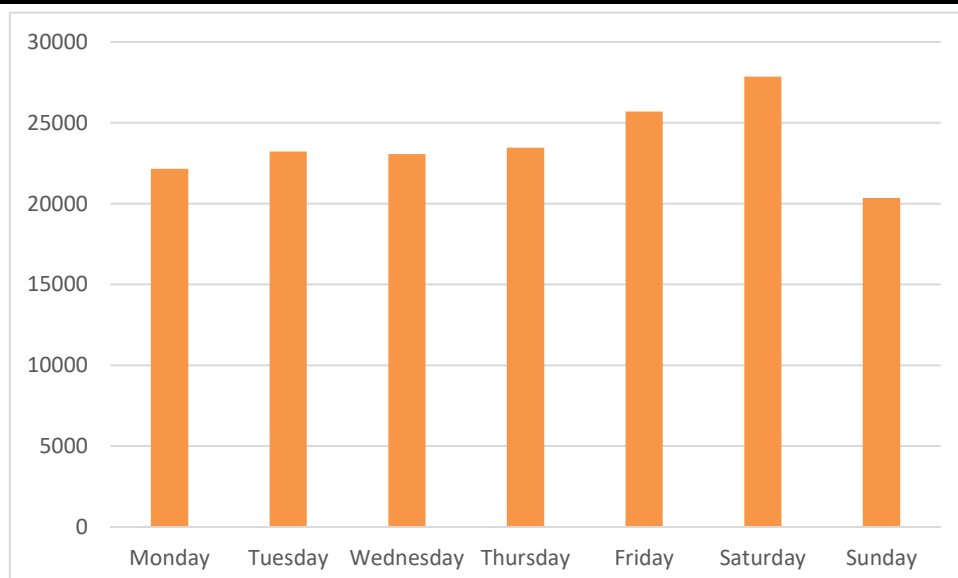
#### Headlines

- Sensors began operating from 17<sup>th</sup> of May 2021
- The total number of pedestrian movements to Dun Laoghaire for 2021 was **5,423,891**
- The busiest day in a week was the week commencing 17/05/2021, Saturday with **34,513** visitors
- Average weekly pedestrian movement was **167,675**
- Average daily pedestrian movement was **23,685**
- Pedestrianization took place between 05/07/2021 and 01/10/2021
- The busiest week during the pedestrianization with a total of **205,608** was on the week commencing 23/8/2021, up **23%** on the normal weekly average
- Sensor 2 on Marine Rd junction was down from 01/12/2021 due to technical fault.



Sensor locations

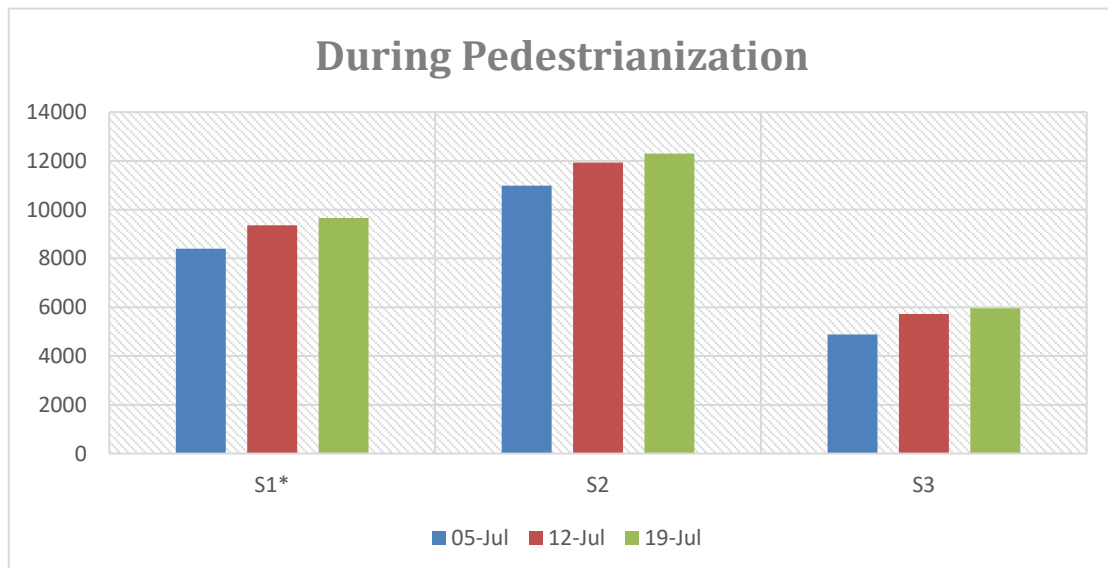
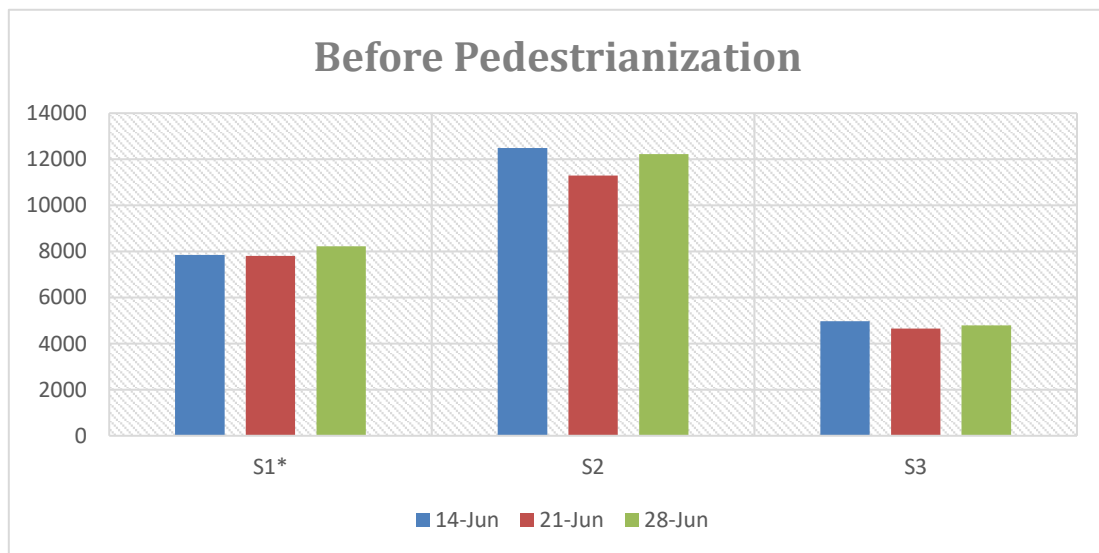
#### Daily Pedestrian Average – Dun Laoghaire



Footfall Average Per Day – Dun Laoghaire

Day	Pedestrians
Monday	22148
Tuesday	23232
Wednesday	23065
Thursday	23461
Friday	25702
Saturday	27853
Sunday	20360

Three Week Pedestrianization Comparison – Dun Laoghaire



## Notes

---

- Pedestrianization took place only on the location of Sensor 1
- Interactive dashboard containing all up to date figures available online [here](#)
- If you have any inquiry, contact Economic Development at [economicdev@dlrcoco.ie](mailto:economicdev@dlrcoco.ie)